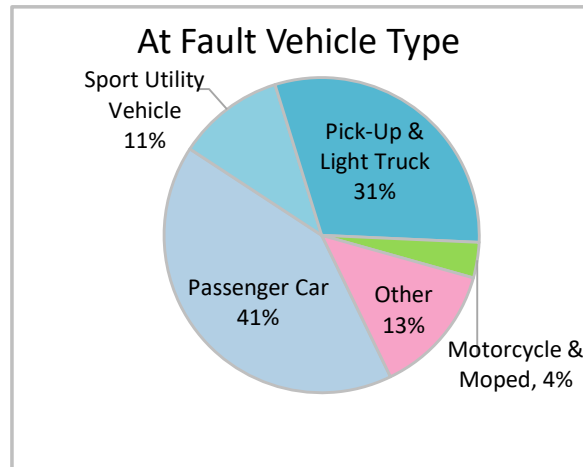
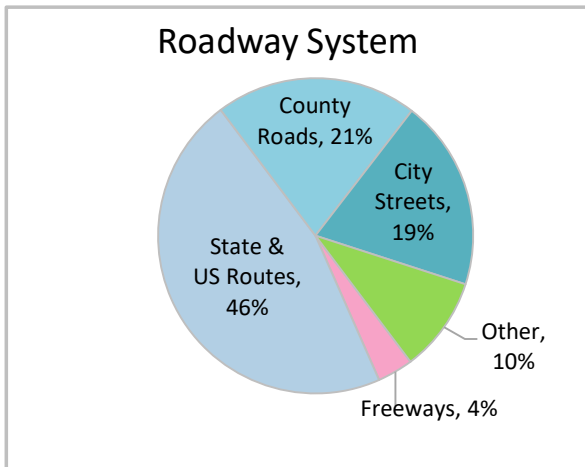
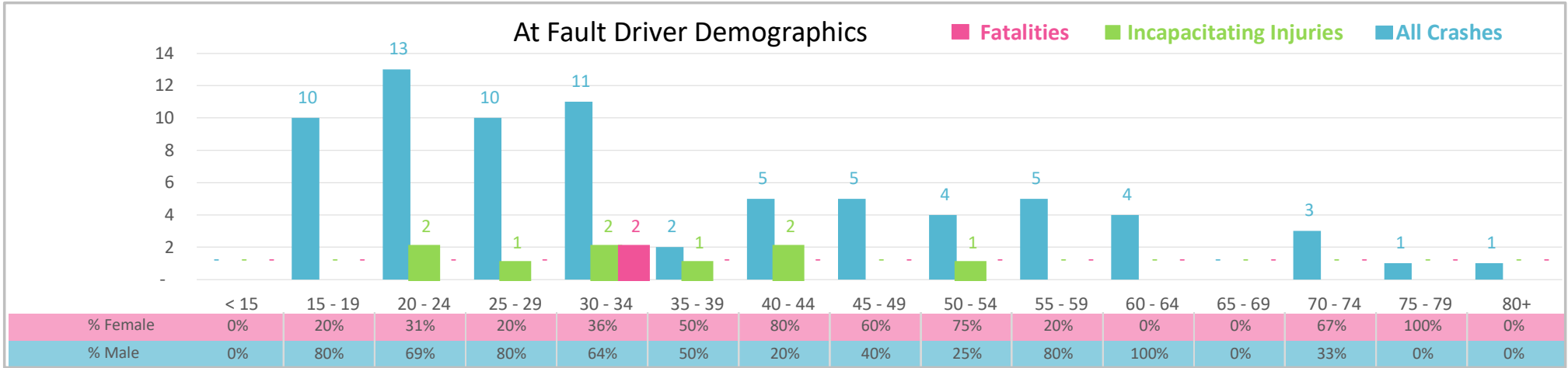




Injury Severity*	Fatal	Incapacitating	Non-Incapacitating	Possible	None/Property Damage Only	TOTAL
<b>Crashes</b>	2	7	7	24	42	<b>82</b>
<b>People Injured</b>	2	9	7	31	NA	<b>49</b>

\*NOTE: Crash severity is determined from the highest injury type in the crash (i.e. if a crash had both a fatal and a serious it is determined to be a fatal crash).



- ### Key Lane Departure Crash Facts
- 2021 population of 16,335.
  - 40% of crashes involved drivers under 30; male drivers account for 64% of all crashes and the 2 fatalities.
  - Unrestrained occupant was noted as a factor in 15% of crashes and resulted in the 2 fatalities.
  - Intoxication was noted as a factor in 8 crashes and resulted in 1 of 2 fatalities.
  - 46% of crashes occurred along State and US Routes with most of the remainder occurring on County Roads.
  - Passenger car accounted for 41% of motor vehicles involved in lane departure crashes.
  - 50% of crashes occurred at night resulting in the 2 fatalities.

NOTE: Fatalities and Serious Injuries in bar graphs indicate persons not crashes. | SOURCES: 2022 CARS data (unofficial at time of report). | DATE GENERATED: 4/24/2023