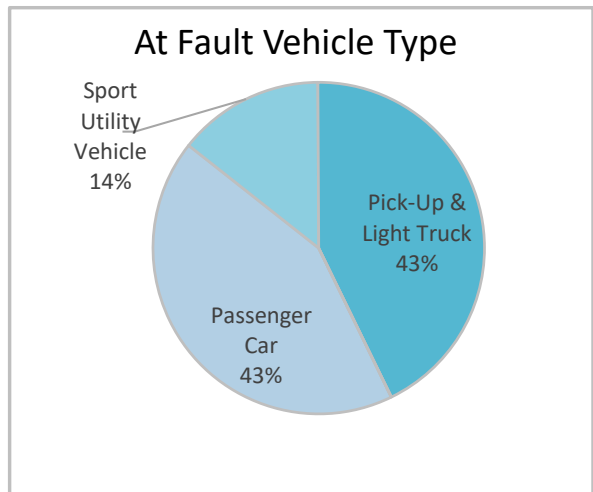
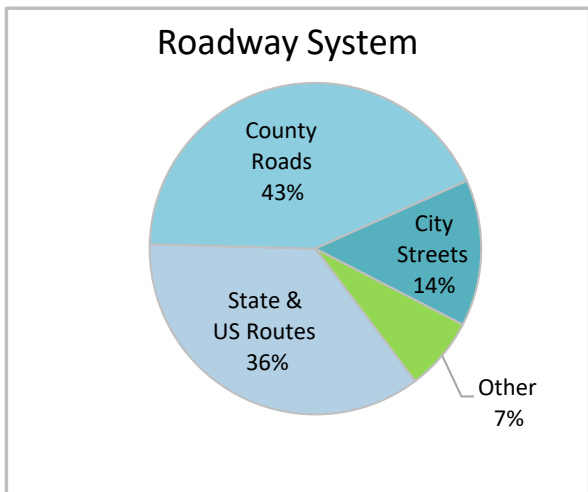
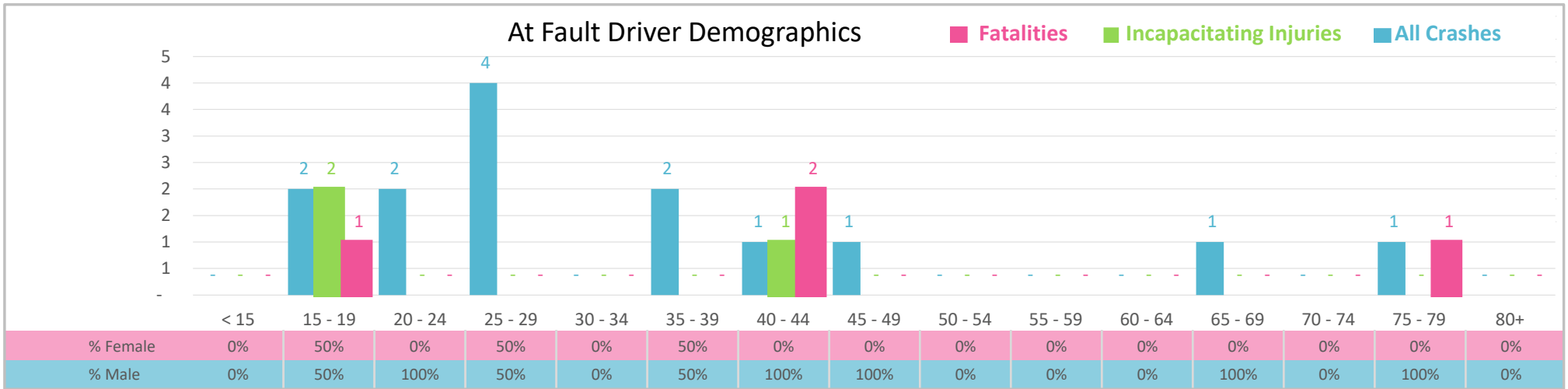




Injury Severity*	Fatal	Incapacitating	Non-Incapacitating	Possible	None/Property Damage Only	TOTAL
<b>Crashes</b>	3	0	1	2	8	<b>14</b>
<b>People Injured</b>	4	3	5	4	NA	<b>16</b>

\*NOTE: Crash severity is determined from the highest injury type in the crash (i.e. if a crash had both a fatal and a serious it is determined to be a fatal crash).



- ### Key Aggressive Driving Crash Facts
- 2021 population of 21,815.
  - 57% of crashes involved drivers under 30; male drivers account for 71% of all crashes and 4 fatalities.
  - Unrestrained occupant was noted as a factor in 5 crashes and resulted in 4 fatalities.
  - Intoxication was noted as a factor in 4 crashes and resulted in 3 fatalities.
  - 43% of crashes occurred along County Roads with most of the remainder occurring on State and US Routes.
  - Passenger car accounted for 43% of motor vehicles involved in aggressive driving crashes.
  - 3 crashes occurred at night with 2 fatalities.