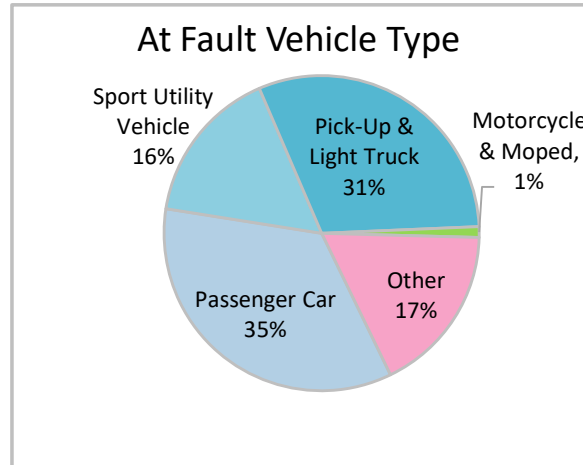
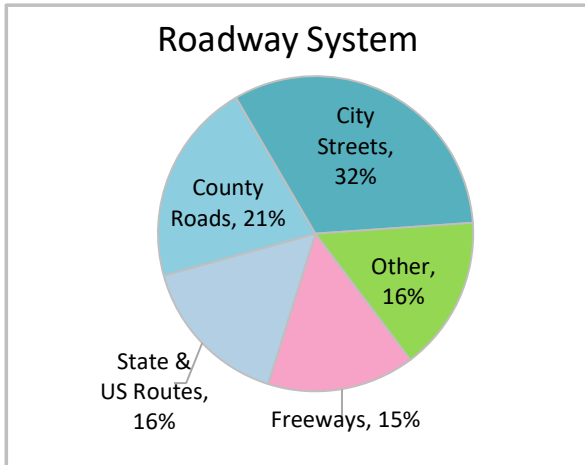
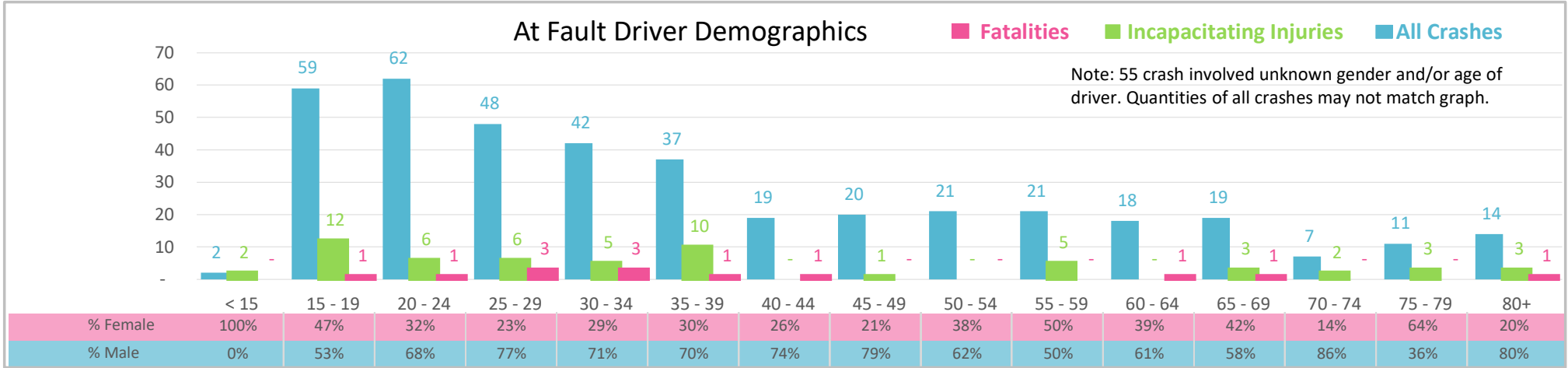




Injury Severity*	Fatal	Incapacitating	Non-Incapacitating	Possible	None/Property Damage Only	TOTAL
Crashes	11	37	63	39	305	455
People Injured	13	59	87	63	NA	222

*NOTE: Crash severity is determined from the highest injury type in the crash (i.e. if a crash had both a fatal and a serious it is determined to be a fatal crash).



- ### Key Lane Departure Crash Facts
- 2021 population of 44,485.
 - 47% of crashes involved drivers under 35; male drivers account for 66% of all crashes and 85% of fatalities.
 - Unrestrained occupant was noted as a factor in 8% of crashes and resulted in 7 fatalities.
 - Intoxication was noted as a factor in 8% of crashes and resulted in 6 fatalities.
 - 32% of crashes occurred along City Streets with most of the remainder occurring on County Roads.
 - Passenger car accounted for 35% of motor vehicles involved in lane departure crashes.
 - 41% of crashes occurred at night resulting in 7 fatalities.

NOTE: Fatalities and Serious Injuries in bar graphs indicate persons not crashes. | SOURCES: 2022 CARS data (unofficial at time of report). | DATE GENERATED: 4/24/2023