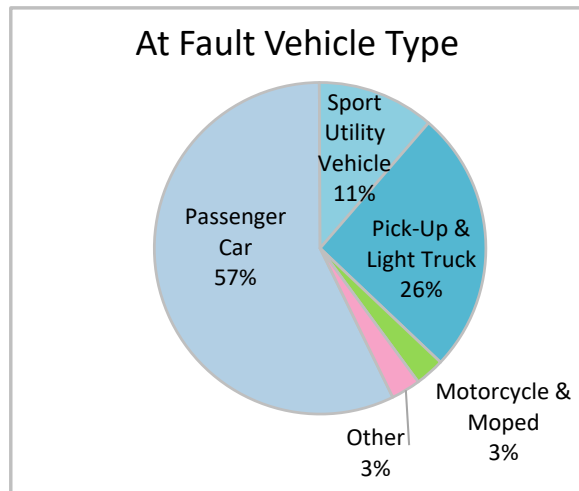
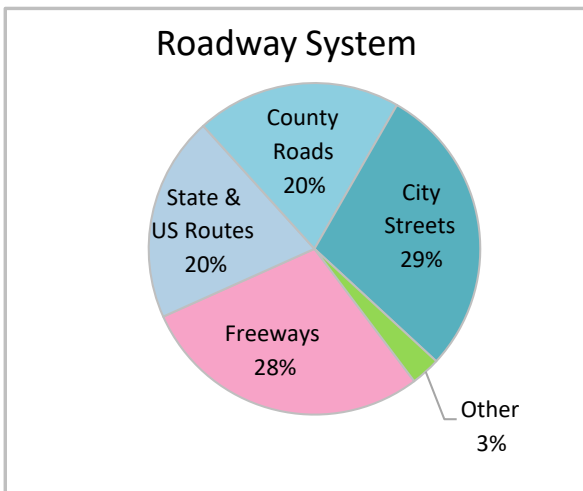
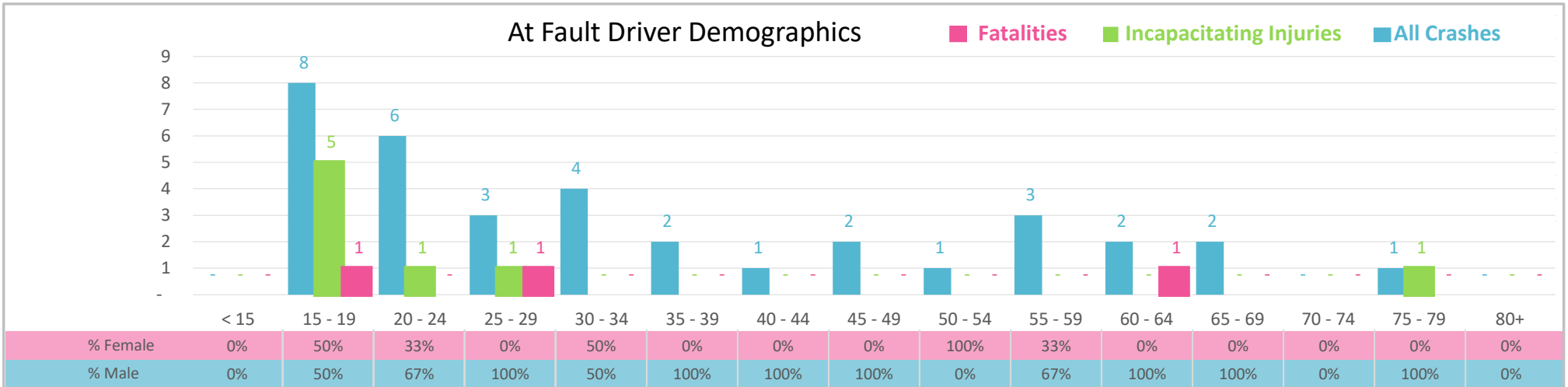




Injury Severity*	Fatal	Incapacitating	Non-Incapacitating	Possible	None/Property Damage Only	TOTAL
Crashes	3	4	9	7	12	35
People Injured	3	8	11	9	NA	31

*NOTE: Crash severity is determined from the highest injury type in the crash (i.e. if a crash had both a fatal and a serious it is determined to be a fatal crash).



- ### Key Aggressive Driving Crash Facts
- 2021 population of 44,485.
 - 60% of crashes involved drivers under 30; male drivers account for 71% of all crashes and 3 fatalities.
 - Unrestrained occupant was noted as a factor in 8 crashes and resulted in 3 fatalities.
 - Intoxication was noted as a factor in 7 crashes and resulted in 2 fatalities.
 - 29% of crashes occurred along City Streets with most of the remainder occurring on Freeways.
 - Passenger car accounted for 57% of motor vehicles involved in aggressive driving crashes.
 - 43% of crashes occurred at night with 2 fatalities.