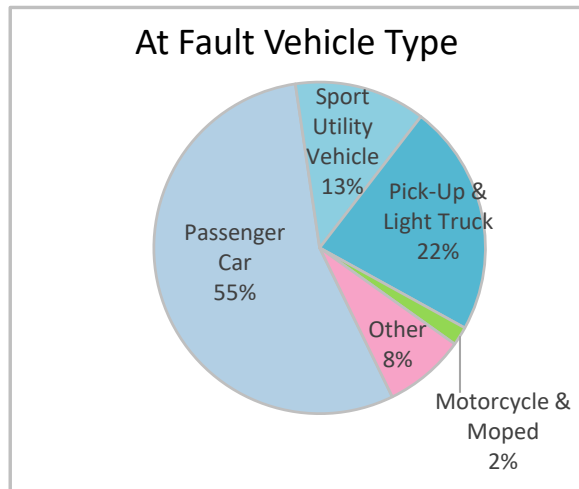
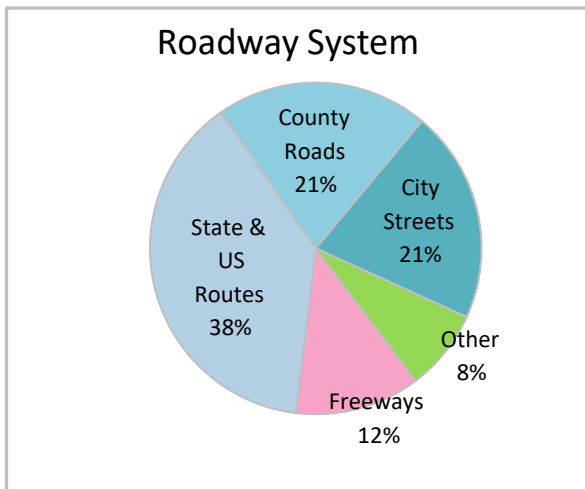
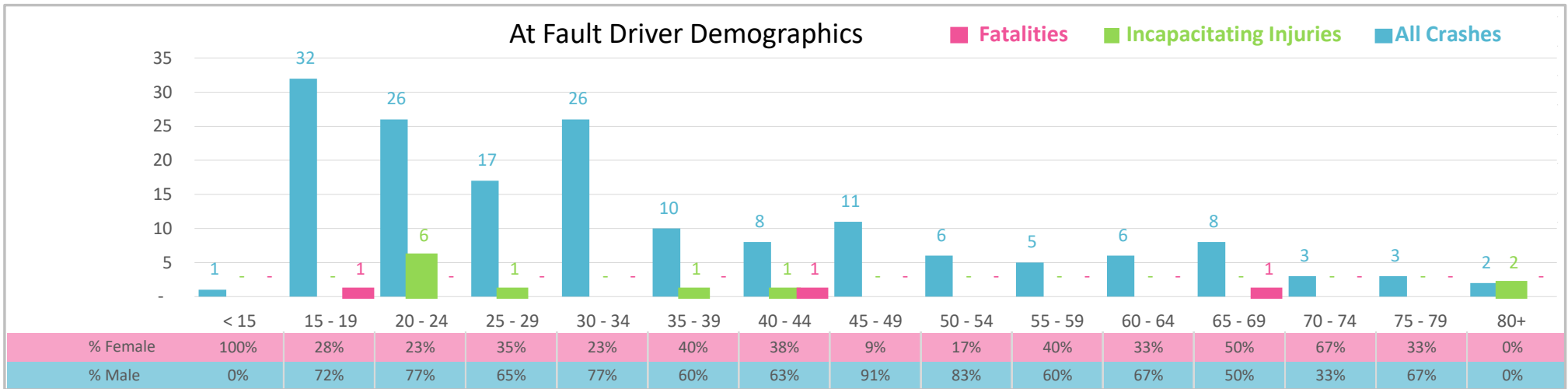




Injury Severity*	Fatal	Incapacitating	Non-Incapacitating	Possible	None/Property Damage Only	TOTAL
Crashes	3	8	21	23	109	164
People Injured	3	11	25	45	NA	84

*NOTE: Crash severity is determined from the highest injury type in the crash (i.e. if a crash had both a fatal and a serious it is determined to be a fatal crash).



- ### Key Aggressive Driving Crash Facts
- 2021 population of 292,466.
 - 62% of crashes involved drivers under 30; male drivers account for 70% of all crashes and 3 fatalities.
 - Unrestrained occupant was noted as a factor in 9% of crashes and resulted in 2 fatalities.
 - Intoxication was noted as a factor in 20% of crashes and resulted in 3 fatalities.
 - 38% of crashes occurred along State and US Routes with most of the remainder occurring on City Streets and County Roads.
 - Passenger car accounted for 55% of motor vehicles involved in aggressive driving crashes.
 - 39% of crashes occurred at night with 2 fatalities.