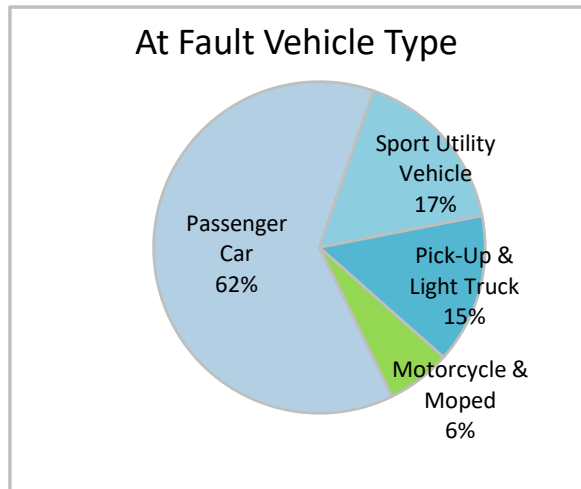
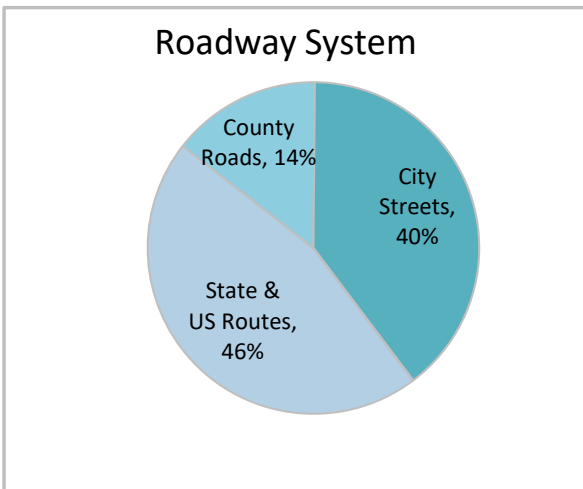
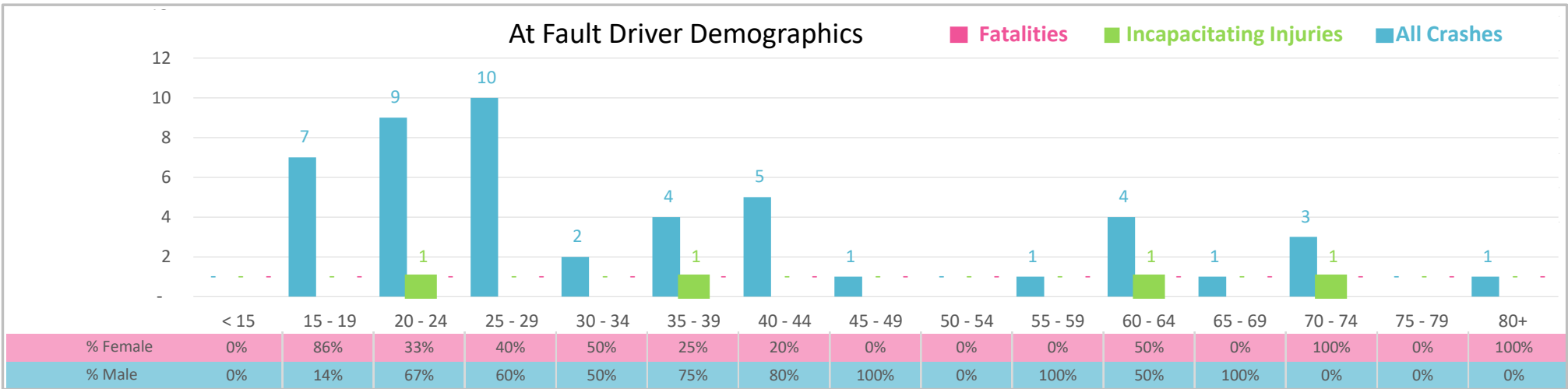




Injury Severity*	Fatal	Incapacitating	Non-Incapacitating	Possible	None/Property Damage Only	TOTAL
Crashes	0	4	13	9	22	48
People Injured	0	4	23	13	NA	40

*NOTE: Crash severity is determined from the highest injury type in the crash (i.e. if a crash had both a fatal and a serious it is determined to be a fatal crash).



- ### Key Aggressive Driving Crash Facts
- 2021 population of 74,167.
 - 58% of crashes involved drivers under 30; male drivers account for 54% of all crashes.
 - Unrestrained occupant was noted as a factor in 8 crashes.
 - Intoxication was noted as a factor in 3 crashes.
 - 46% of crashes occurred along State and US Routes with most of the remainder occurring on City Streets.
 - Passenger car accounted for 62% of motor vehicles involved in aggressive driving crashes.
 - 50% of crashes occurred at night.