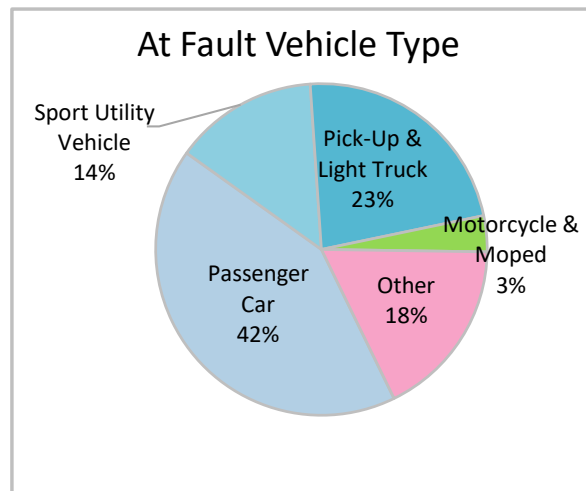
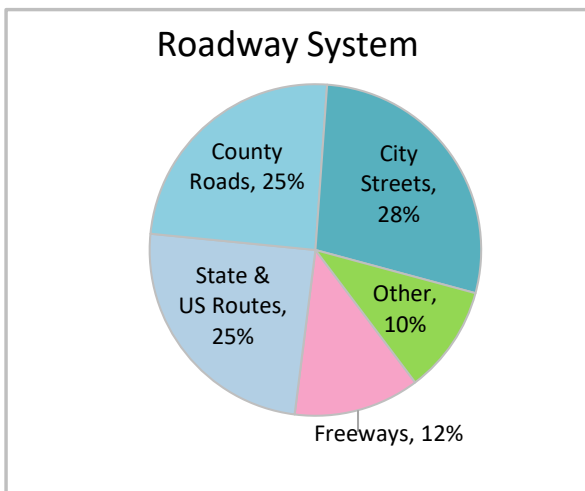
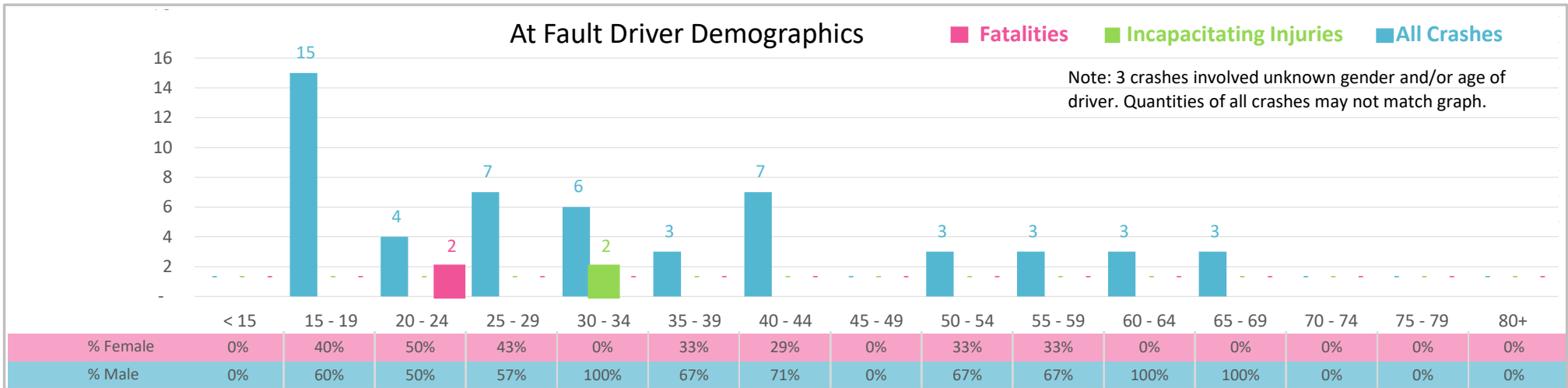




Injury Severity*	Fatal	Incapacitating	Non-Incapacitating	Possible	None/Property Damage Only	TOTAL
<b>Crashes</b>	1	2	7	18	29	<b>57</b>
<b>People Injured</b>	2	2	8	28	NA	<b>40</b>

\*NOTE: Crash severity is determined from the highest injury type in the crash (i.e. if a crash had both a fatal and a serious it is determined to be a fatal crash).



- ### Key Aggressive Driving Crash Facts
- 2021 population of 94,189.
  - 56% of crashes involved drivers under 30; male drivers account for 70% of all crashes and 2 fatalities.
  - Unrestrained occupant was noted as a factor in 5 crashes and resulted in 2 fatalities.
  - Intoxication was noted as a factor in 5 crashes and resulted in 2 fatalities.
  - 28% of crashes occurred along City Streets with most of the remainder occurring on County Roads and State and US Routes.
  - Passenger car accounted for 42% of motor vehicles involved in aggressive driving crashes.
  - 46% of crashes occurred at night with 2 fatalities.