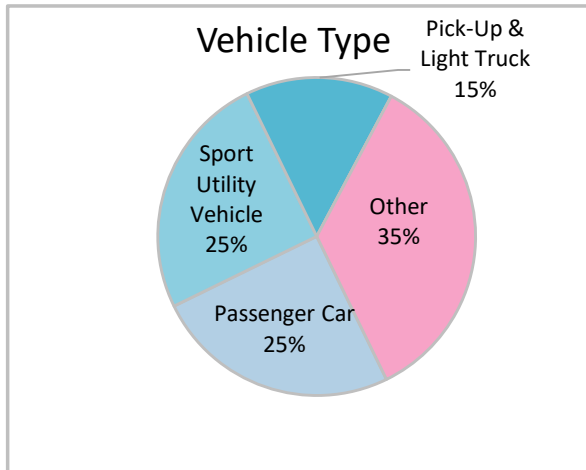
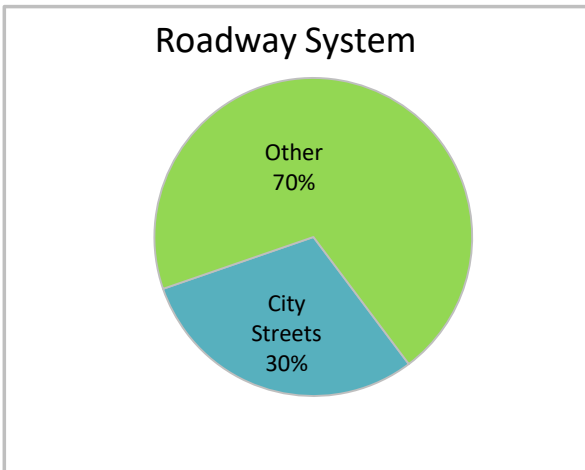
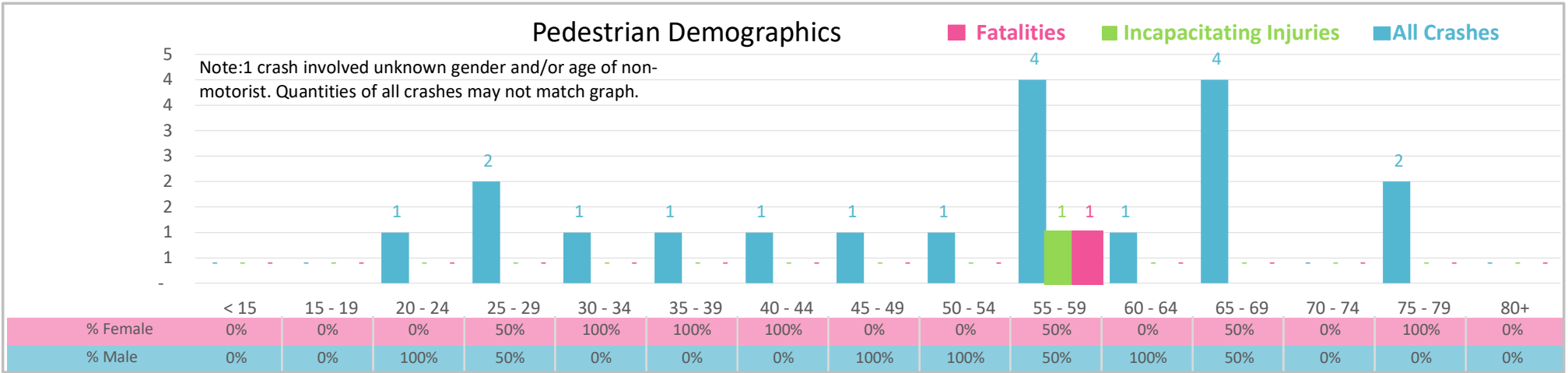




Injury Severity*	Fatal	Incapacitating	Non-Incapacitating	Possible	None/Property Damage Only	TOTAL
Crashes	1	1	1	1	16	20
People Injured	1	1	1	1	NA	4

*NOTE: Crash severity is determined from the highest injury type in the crash (i.e. if a crash had both a fatal and a serious it is determined to be a fatal crash).



- ### Key Pedestrian Crash Facts
- 2021 population of 18,288.
 - Pedestrian age is distributed broadly across all age groups; male pedestrians account for 7 crashes and 1 fatality.
 - Unrestrained occupant was not noted as a factor in any of the crashes.
 - Intoxication was not noted as a factor in any of the crashes.
 - 70% of crashes occurred along Other Roadway Systems with the remainder occurring on City Streets.
 - Other vehicle type accounted for 35% of the motor vehicles involved in pedestrian crashes.
 - 30% of crashes occurred at night.