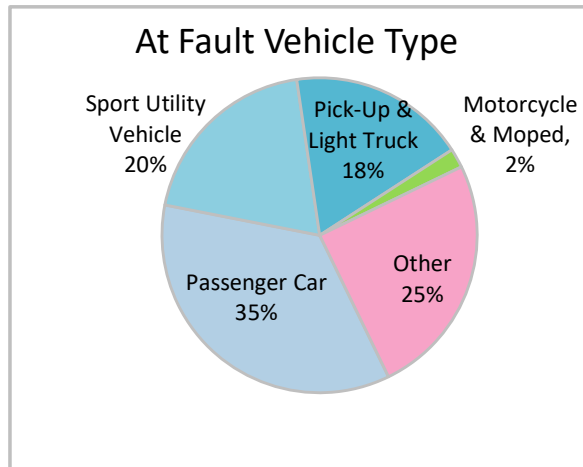
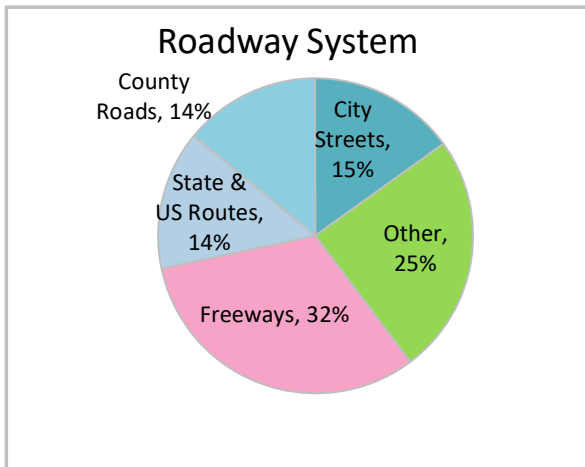
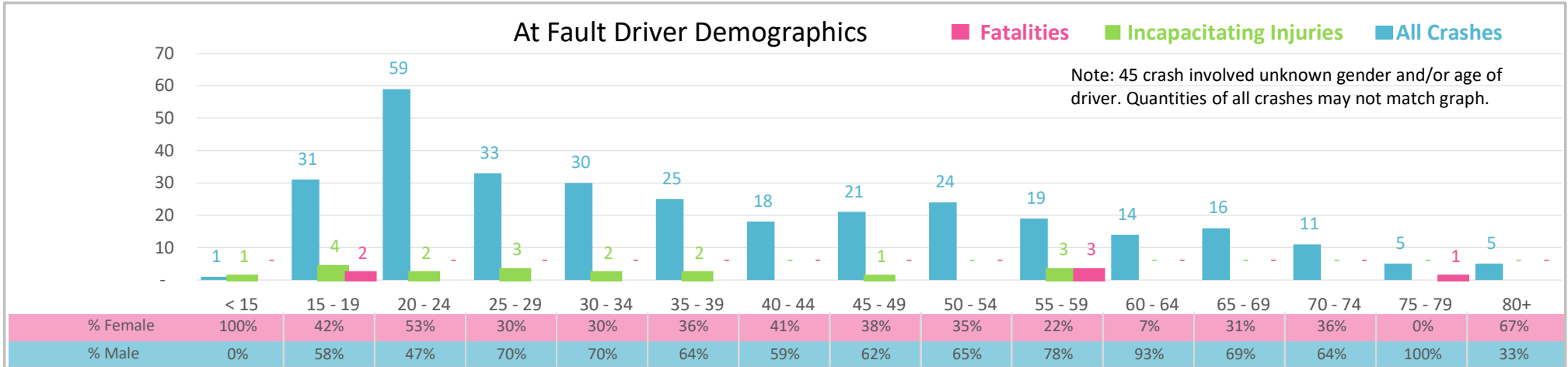




Injury Severity*	Fatal	Incapacitating	Non-Incapacitating	Possible	None/Property Damage Only	TOTAL
Crashes	3	14	53	33	254	357
People Injured	6	18	82	64	NA	170

*NOTE: Crash severity is determined from the highest injury type in the crash (i.e. if a crash had both a fatal and a serious it is determined to be a fatal crash).



- ### Key Lane Departure Crash Facts
- 2021 population of 18,288.
 - 50% of crashes involved drivers under 40; male drivers account for 64% of all crashes and the 6 fatalities.
 - Unrestrained occupant was noted as a factor in 9% of crashes and resulted in 3 of 6 fatalities.
 - Intoxication was noted as a factor in 3% of crashes.
 - 32% of crashes occurred along Freeways with most of the remainder occurring on Other roadway systems.
 - Passenger car accounted for 35% of motor vehicles involved in lane departure crashes.
 - 36% of crashes occurred at night resulting in 1 of 6 fatal crashes.

NOTE: Fatalities and Serious Injuries in bar graphs indicate persons not crashes. | SOURCES: 2022 CARS data (unofficial at time of report). | DATE GENERATED: 4/24/2023