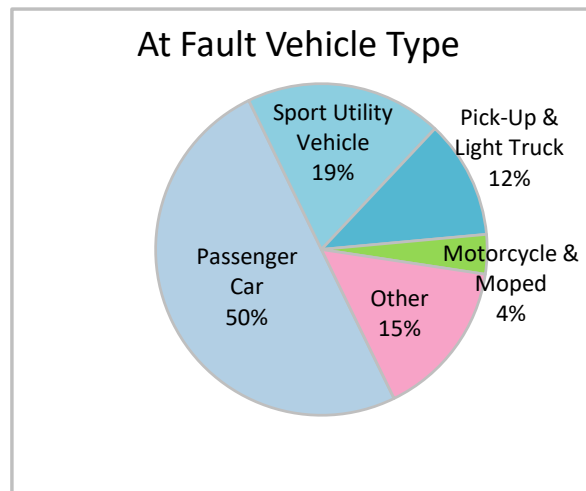
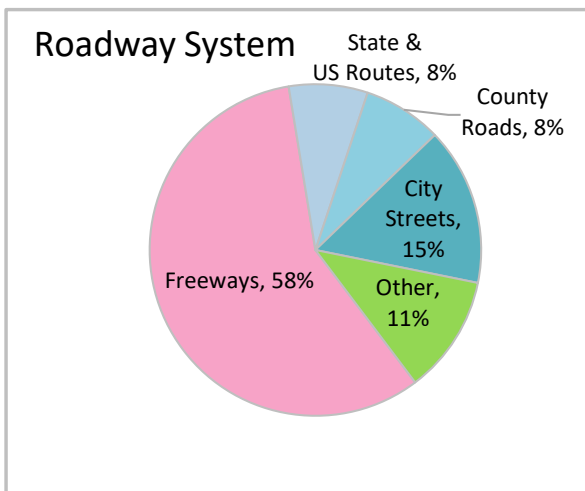
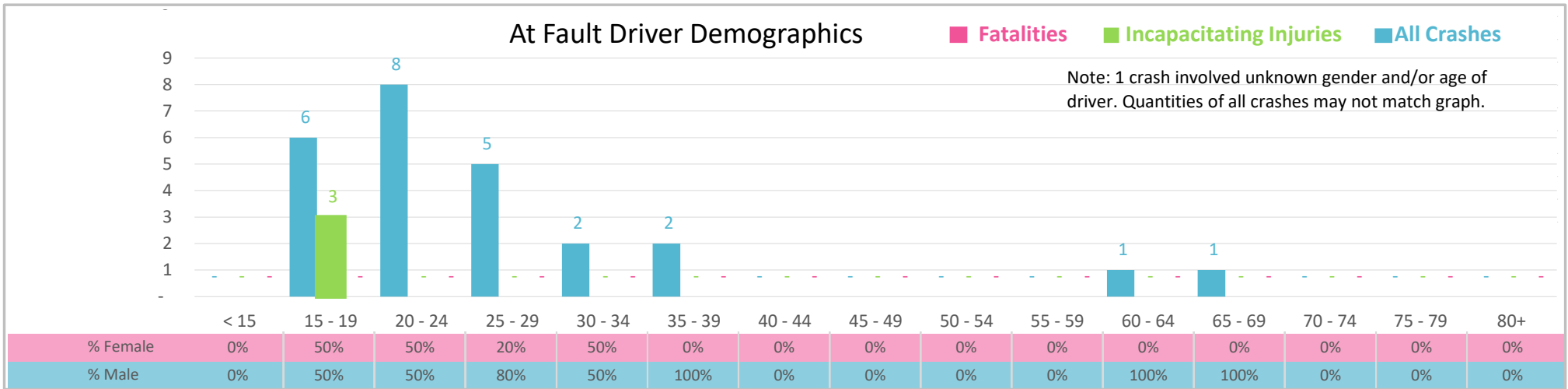




Injury Severity*	Fatal	Incapacitating	Non-Incapacitating	Possible	None/Property Damage Only	TOTAL
Crashes	0	1	7	3	15	26
People Injured	0	3	9	3	NA	15

*NOTE: Crash severity is determined from the highest injury type in the crash (i.e. if a crash had both a fatal and a serious it is determined to be a fatal crash).



- ### Key Aggressive Driving Crash Facts
- 2021 population of 18,288.
 - 81% of crashes involved drivers under 30; male drivers account for 64% of all crashes.
 - Unrestrained occupant was noted as a factor in 2 crashes.
 - Intoxication was not noted as a factor in any of the crashes.
 - 58% of crashes occurred along Freeways with most of the remainder occurring on City Streets.
 - Passenger car accounted for 50% of motor vehicles involved in aggressive driving crashes.
 - 9 crashes occurred at night.