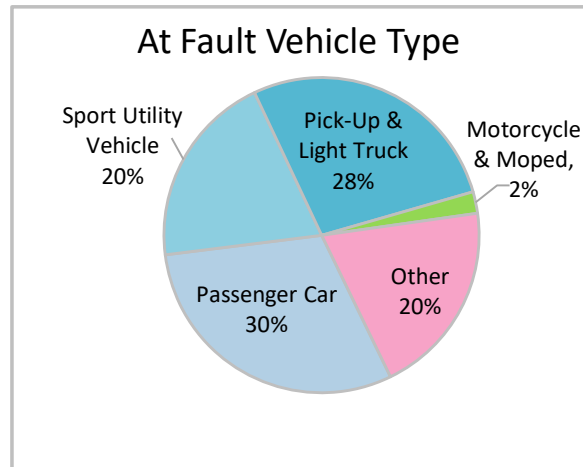
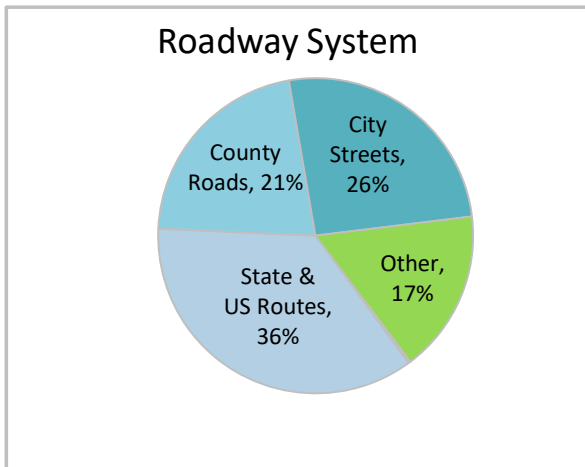
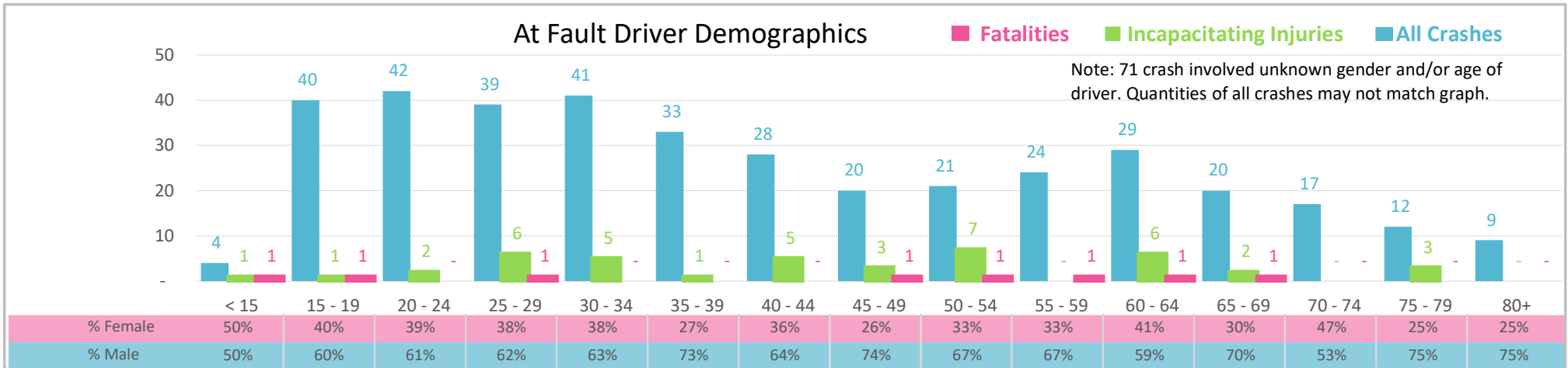




Injury Severity*	Fatal	Incapacitating	Non-Incapacitating	Possible	None/Property Damage Only	TOTAL
Crashes	8	34	66	67	275	450
People Injured	8	44	94	116	NA	262

*NOTE: Crash severity is determined from the highest injury type in the crash (i.e. if a crash had both a fatal and a serious it is determined to be a fatal crash).



- ### Key Lane Departure Crash Facts
- 2021 population of 44,158.
 - 44% of crashes involved drivers under 40; male drivers account for 65% of all crashes and 7 of 8 fatalities.
 - Unrestrained occupant was noted as a factor in 10% of crashes and resulted in 5 fatalities.
 - Intoxication was noted as a factor in 10% crashes and resulted in 3 fatalities.
 - 36% of crashes occurred along State and US Routes with most of the remainder occurring on City Streets.
 - Passenger car accounted for 30% of motor vehicles involved in lane departure crashes.
 - 43% of crashes occurred at night resulting in 3 fatalities.

NOTE: Fatalities and Serious Injuries in bar graphs indicate persons not crashes. | SOURCES: 2022 CARS data (unofficial at time of report). | DATE GENERATED: 4/24/2023