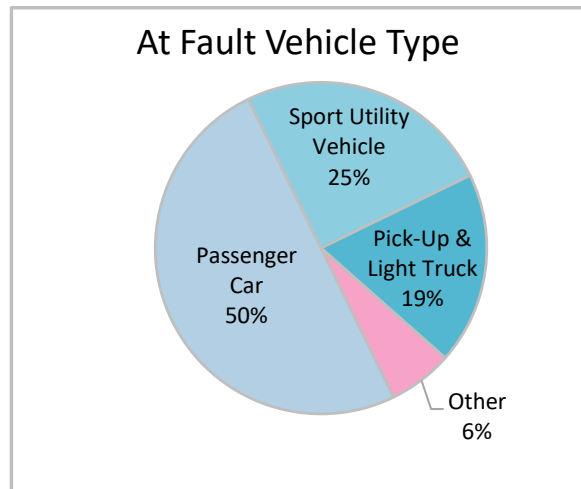
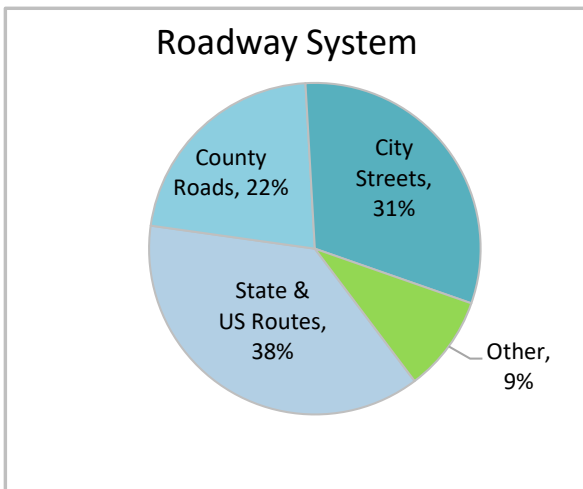
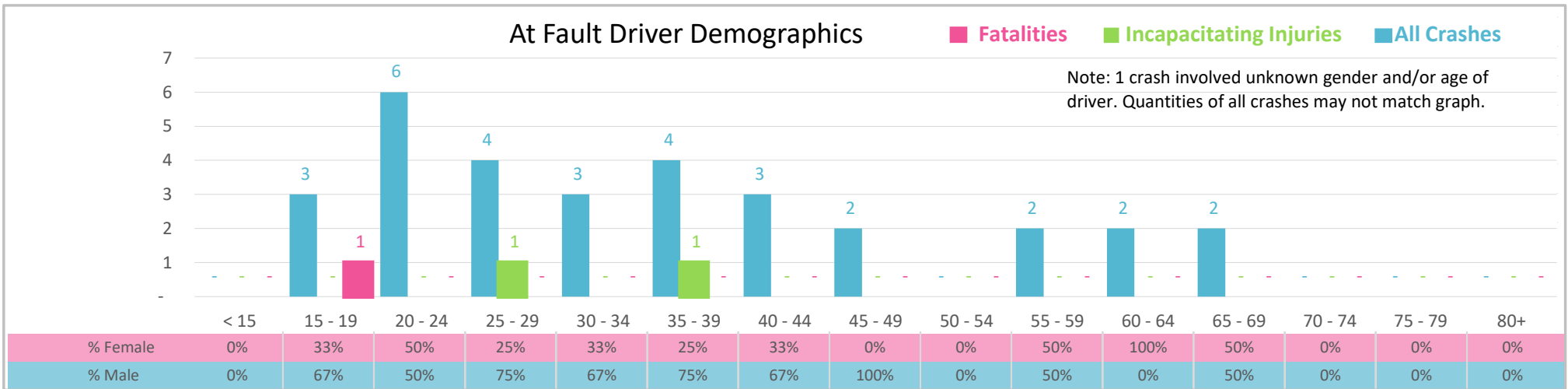




Injury Severity*	Fatal	Incapacitating	Non-Incapacitating	Possible	None/Property Damage Only	TOTAL
<b>Crashes</b>	1	2	3	8	18	<b>32</b>
<b>People Injured</b>	1	2	3	9	NA	<b>15</b>

\*NOTE: Crash severity is determined from the highest injury type in the crash (i.e. if a crash had both a fatal and a serious it is determined to be a fatal crash).



- ### Key Aggressive Driving Crash Facts
- 2021 population of 44,158.
  - 50% of crashes involved drivers under 30; male drivers account for 61% of all crashes.
  - Unrestrained occupant was noted as a factor in 7 crashes and resulted in 1 fatality.
  - Intoxication was noted as a factor in 6 crashes and resulted in 1 fatality.
  - 38% of crashes occurred along State and US Routes with most of the remainder occurring on City Streets.
  - Passenger car accounted for 50% of motor vehicles involved in aggressive driving crashes.
  - 44% of crashes occurred at night.