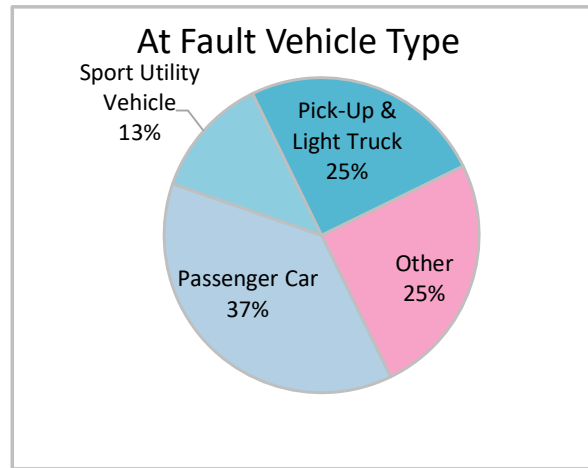

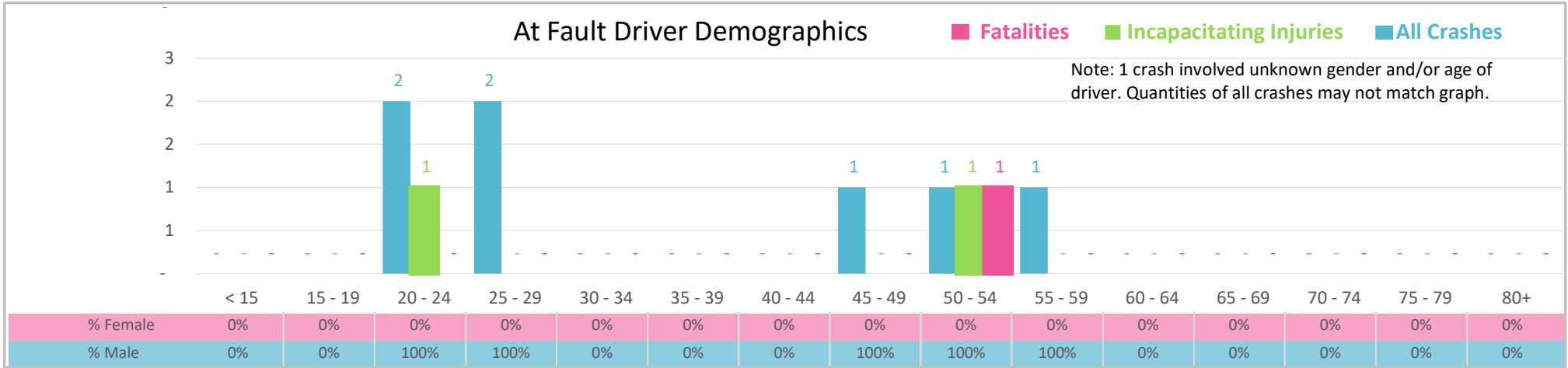




Injury Severity*	Fatal	Incapacitating	Non-Incapacitating	Possible	None/Property Damage Only	TOTAL
Crashes	1	1	4	0	2	8
People Injured	1	2	6	3	NA	12

*NOTE: Crash severity is determined from the highest injury type in the crash (i.e. if a crash had both a fatal and a serious it is determined to be a fatal crash).



Key Occupant Protection Crash Facts

- 2021 population of 8,382.
- No crash patterns are apparent due to low sample size.