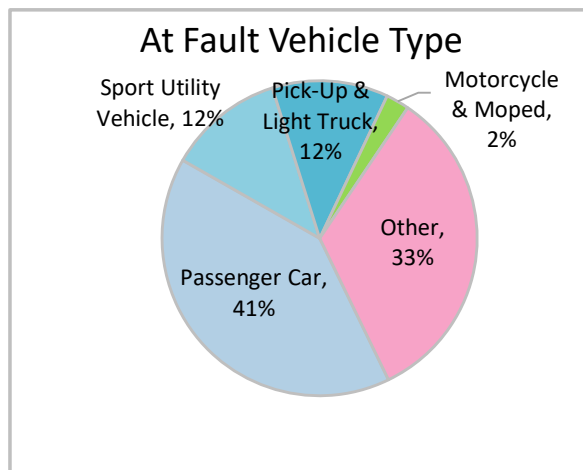
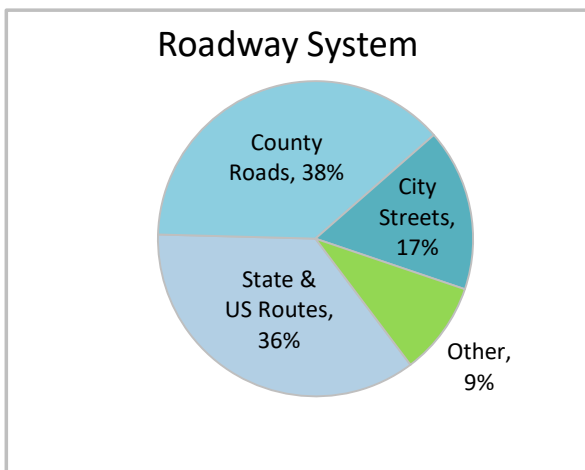
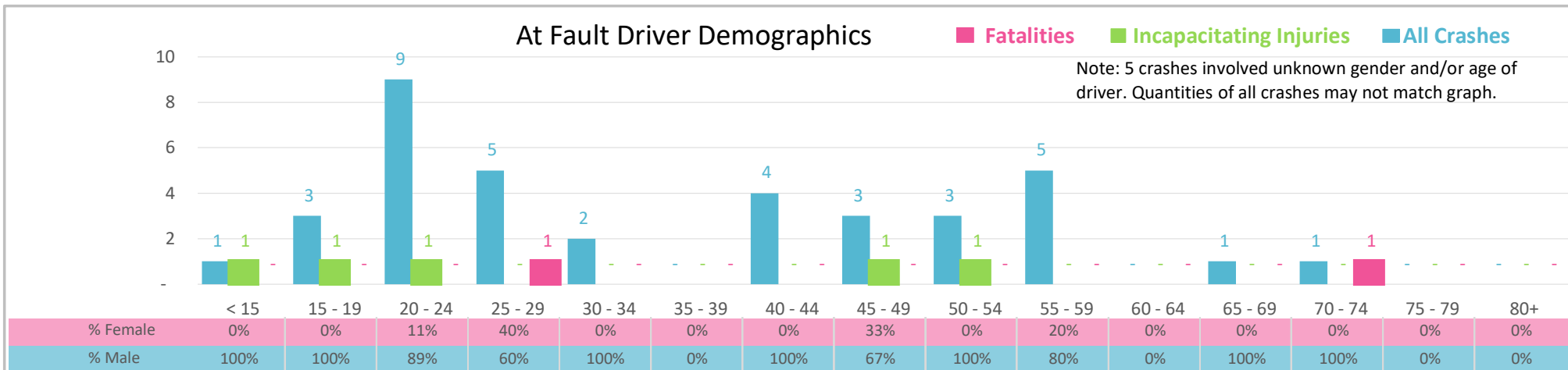




Injury Severity*	Fatal	Incapacitating	Non-Incapacitating	Possible	None/Property Damage Only	TOTAL
Crashes	2	5	8	8	19	42
People Injured	2	5	11	11	NA	29

*NOTE: Crash severity is determined from the highest injury type in the crash (i.e. if a crash had both a fatal and a serious it is determined to be a fatal crash).



- ### Key Lane Departure Crash Facts
- 2021 population of 8,382.
 - 43% of crashes involved drivers under 30; male drivers accounted for 86% of crashes and the 2 fatalities.
 - Unrestrained occupant was noted as a factor in 6 crashes.
 - Intoxication was noted as a factor in 8 crashes.
 - 38% of crashes occurred along County Roads with most of the remainder occurring on State & US Routes.
 - Passenger car accounted for 41% of motor vehicles involved in lane departure crashes.
 - 57% of crashes occurred at night resulting in 1 of 2 fatalities.