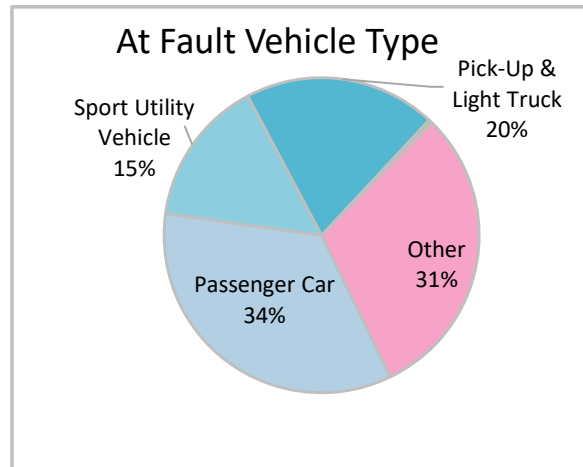
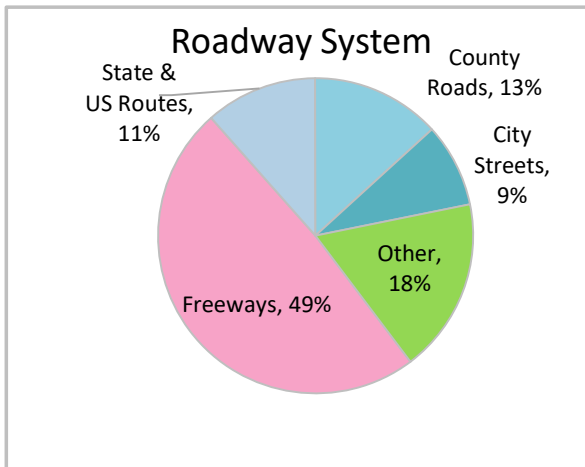
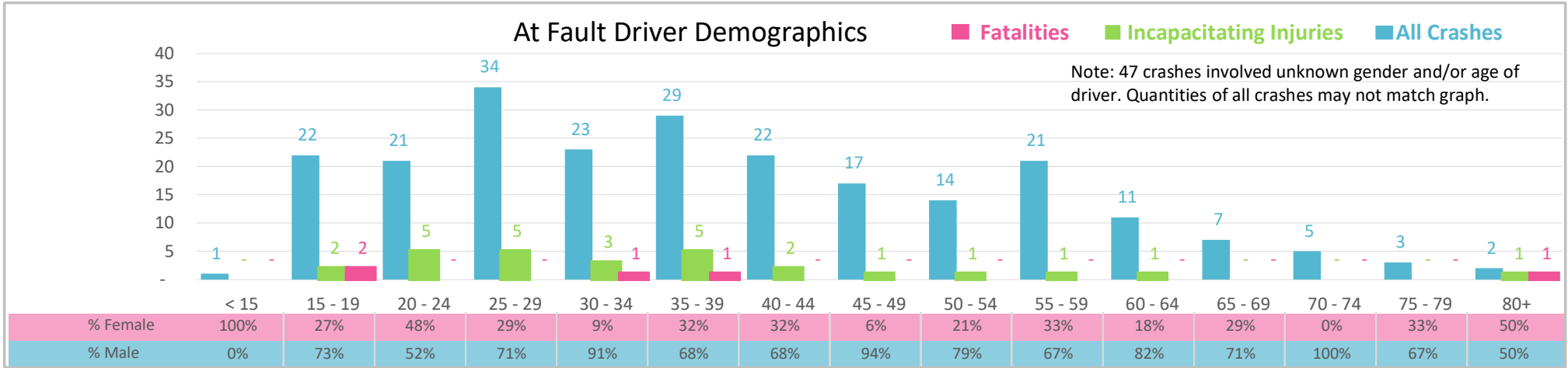




Injury Severity*	Fatal	Incapacitating	Non-Incapacitating	Possible	None/Property Damage Only	TOTAL
<b>Crashes</b>	5	19	30	21	204	<b>279</b>
<b>People Injured</b>	5	29	40	41	NA	<b>115</b>

\*NOTE: Crash severity is determined from the highest injury type in the crash (i.e. if a crash had both a fatal and a serious it is determined to be a fatal crash).



- ### Key Lane Departure Crash Facts
- 2021 population of 13,993.
  - Driver age is distributed broadly across all age groups under 45; male drivers accounted for 73% of crashes and 4 of 5 fatalities.
  - Unrestrained occupant was noted as a factor in 10% of crashes and resulted in 4 of 5 fatalities.
  - Intoxication was noted as a factor in 6% of crashes and 1 of 5 fatalities.
  - 49% of crashes occurred along Freeways with most of the remainder occurring on County Roads.
  - Passenger car accounted for 34% of motor vehicles involved in lane departure crashes.
  - 43% of crashes occurred at night resulting in 1 of 5 fatalities.

NOTE: Fatalities and Serious Injuries in bar graphs indicate persons not crashes. | SOURCES: 2022 CARS data (unofficial at time of report). | DATE GENERATED: 4/24/2023