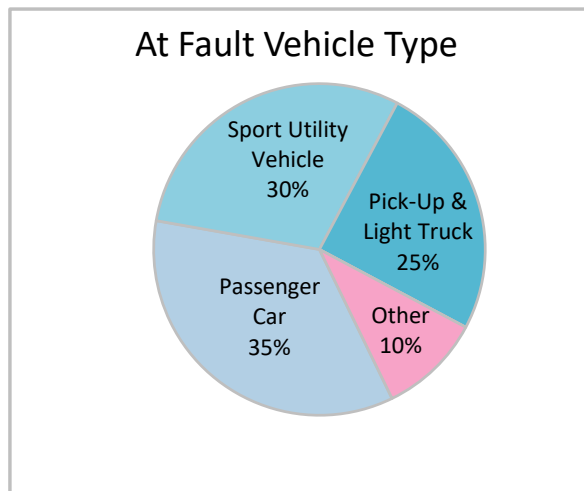
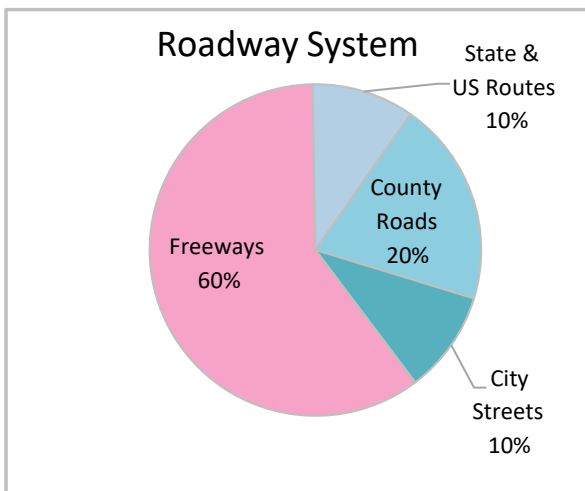
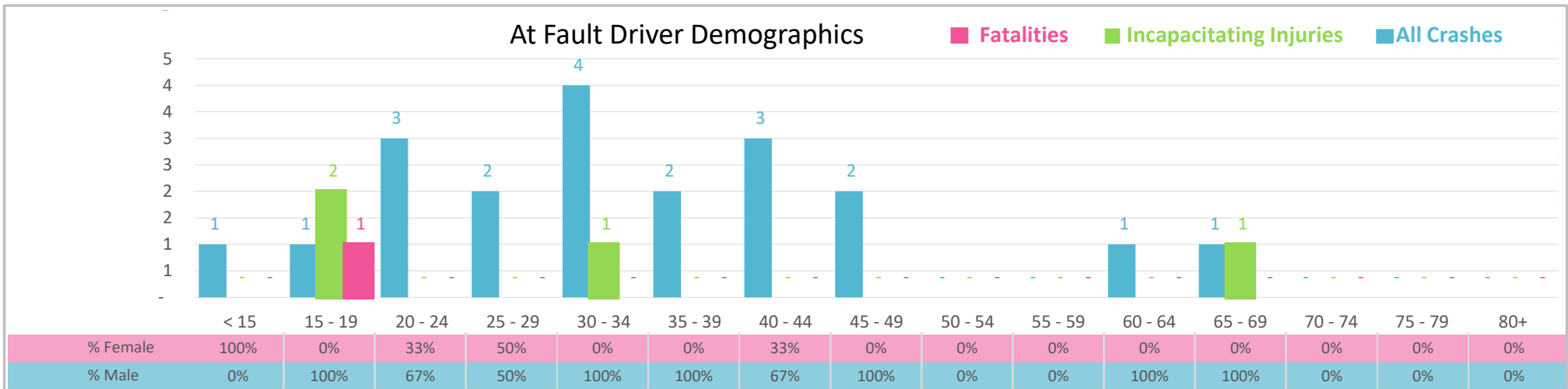




Injury Severity*	Fatal	Incapacitating	Non-Incapacitating	Possible	None/Property Damage Only	TOTAL
Crashes	1	2	2	1	14	20
People Injured	1	4	3	3	NA	11

*NOTE: Crash severity is determined from the highest injury type in the crash (i.e. if a crash had both a fatal and a serious it is determined to be a fatal crash).



- ### Key Aggressive Driving Crash Facts
- 2021 population of 13,993.
 - 55% of crashes involved drivers under 30; male drivers account for 80% of all crashes and 1 fatality.
 - Unrestrained occupant was noted as a factor in 2 crashes with 1 fatality.
 - Intoxication was noted as a factor in 1 crash.
 - 60% of crashes occurred along Freeways with most of the remainder occurring on County Roads.
 - Passenger car accounted for 35% of motor vehicles involved in aggressive driving crashes.
 - 3 crashes occurred at night.