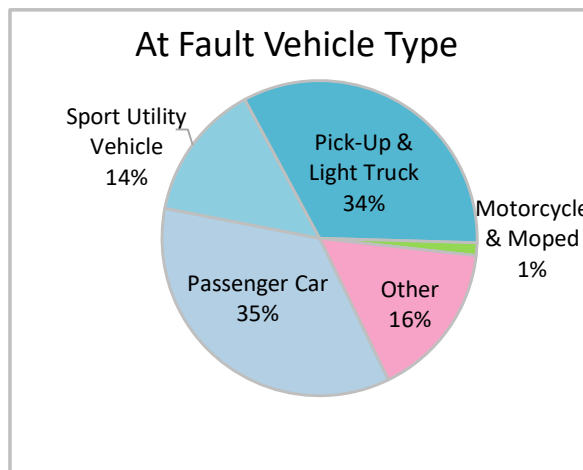
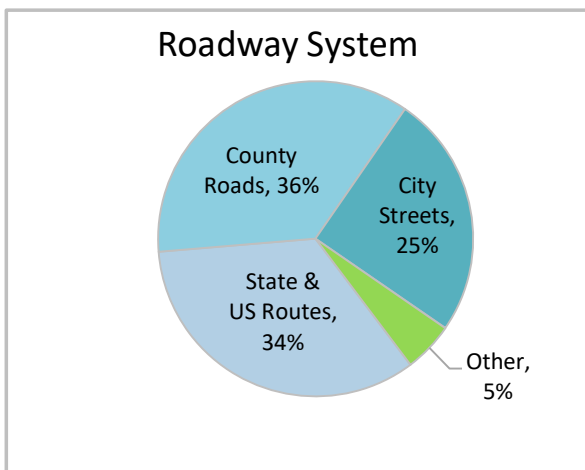
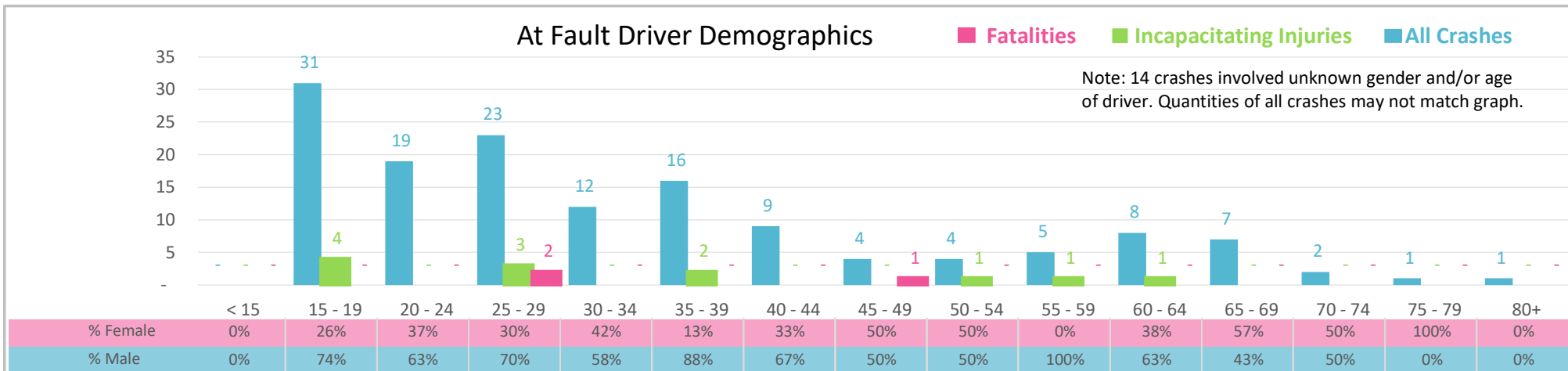




Injury Severity*	Fatal	Incapacitating	Non-Incapacitating	Possible	None/Property Damage Only	TOTAL
Crashes	3	9	22	27	95	156
People Injured	3	12	36	50	NA	101

*NOTE: Crash severity is determined from the highest injury type in the crash (i.e. if a crash had both a fatal and a serious it is determined to be a fatal crash).



- ### Key Lane Departure Crash Facts
- 2021 population of 18,360.
 - 47% of crashes involved drivers under 30; male drivers account for 69% of all crashes and 1 of 3 fatality.
 - Unrestrained occupant was noted as a factor in 9% of crashes and resulted in 2 of 3 fatalities.
 - Intoxication was noted as a factor in 12% of crashes.
 - 36% of crashes occurred along County Roads with most of the remainder occurring on State and US Routes.
 - Passenger car accounted for 35% of motor vehicles involved in lane departure crashes.
 - 47% of crashes occurred at night resulting in 2 of 3 fatalities.

NOTE: Fatalities and Serious Injuries in bar graphs indicate persons not crashes. | SOURCES: 2022 CARS data (unofficial at time of report). | DATE GENERATED: 4/24/2023