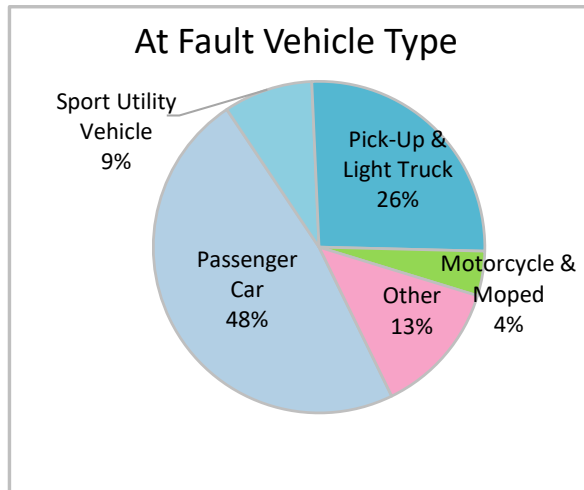
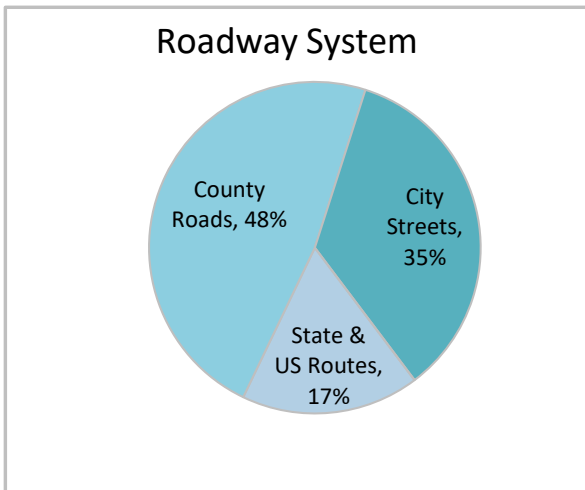
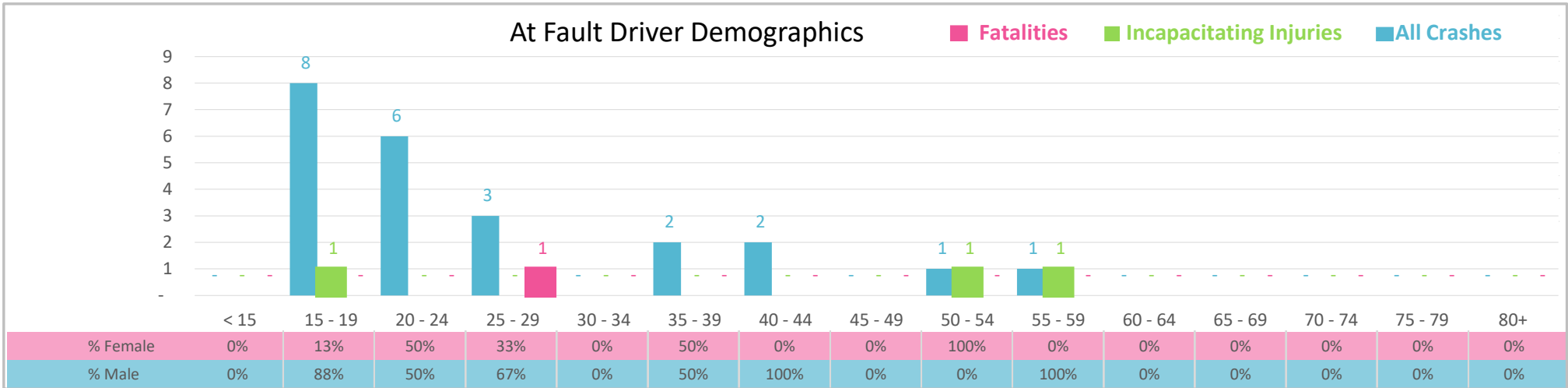




Injury Severity*	Fatal	Incapacitating	Non-Incapacitating	Possible	None/Property Damage Only	TOTAL
Crashes	1	3	5	5	9	23
People Injured	1	3	7	13	NA	24

*NOTE: Crash severity is determined from the highest injury type in the crash (i.e. if a crash had both a fatal and a serious it is determined to be a fatal crash).



- ### Key Aggressive Driving Crash Facts
- 2021 population of 18,360.
 - 74% of crashes involved drivers under 30; male drivers account for 70% of all crashes and 1 fatality.
 - Unrestrained occupant was noted as a factor in 1 crash.
 - Intoxication was noted as a factor in 3 crashes.
 - 48% of crashes occurred along County Roads with most of the remainder occurring on City Streets.
 - Passenger car accounted for 48% of motor vehicles involved in aggressive driving crashes.
 - 57% of crashes occurred at night.