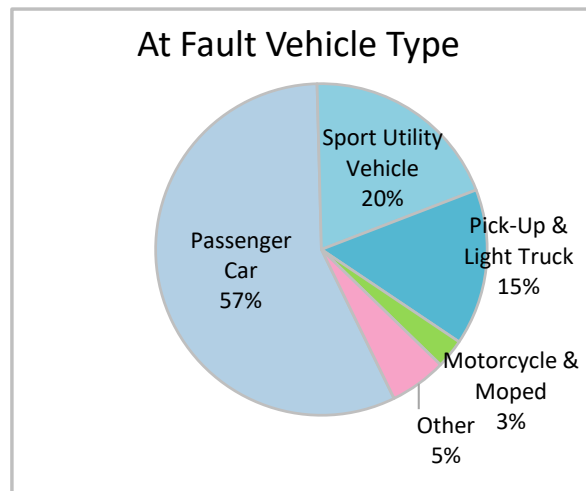
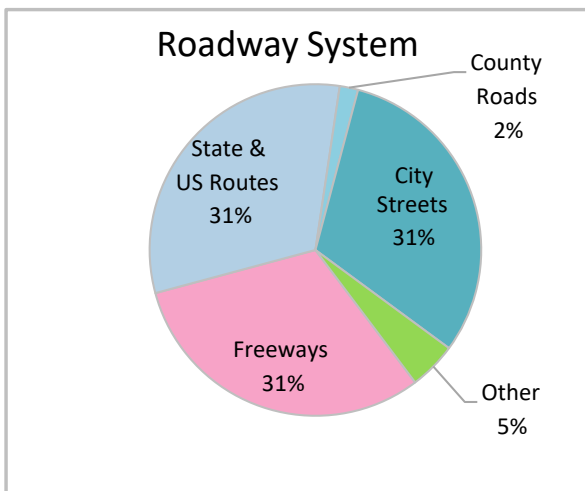
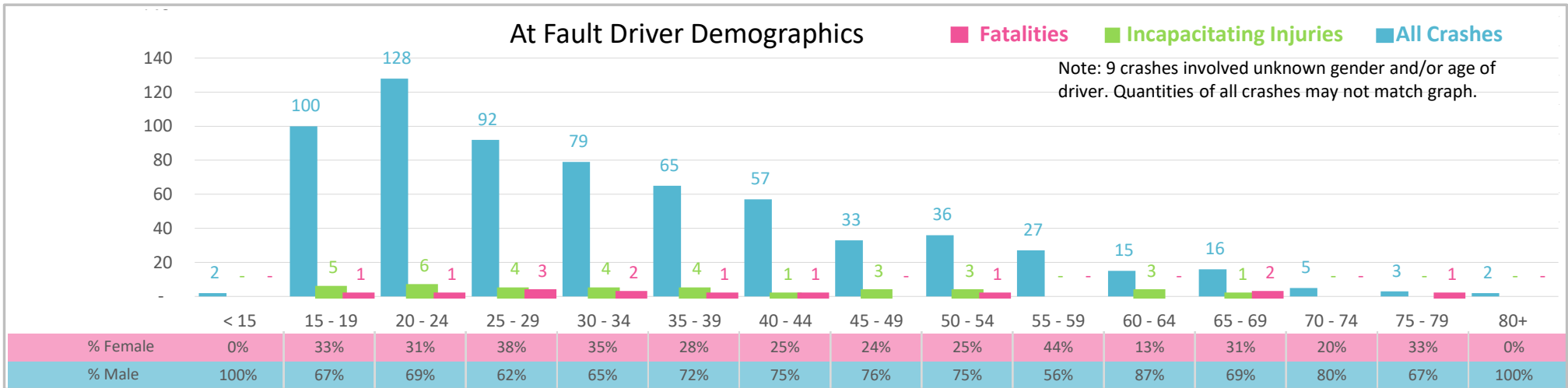




Injury Severity*	Fatal	Incapacitating	Non-Incapacitating	Possible	None/Property Damage Only	TOTAL
Crashes	13	29	94	154	379	669
People Injured	13	34	138	265	NA	450

*NOTE: Crash severity is determined from the highest injury type in the crash (i.e. if a crash had both a fatal and a serious it is determined to be a fatal crash).



- ### Key Aggressive Driving Crash Facts
- 2021 population of 999,935.
 - 60% of crashes involved drivers under 30; male drivers account for 69% of all crashes and 9 fatalities.
 - Unrestrained occupant was noted as a factor in 9% of crashes and resulted in 4 fatalities.
 - Intoxication was noted as a factor in 10% of crashes and resulted in 5 fatalities.
 - 31% of crashes occurred along States and US Routes, City Streets and Freeways.
 - Passenger car accounted for 57% of motor vehicles involved in aggressive driving crashes.
 - 40% of crashes occurred at night with 9 fatalities .