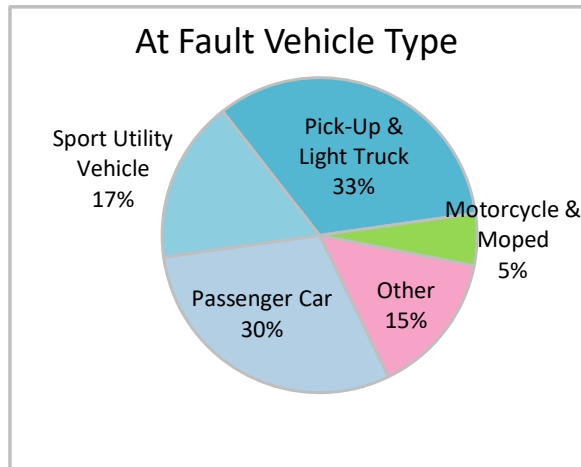
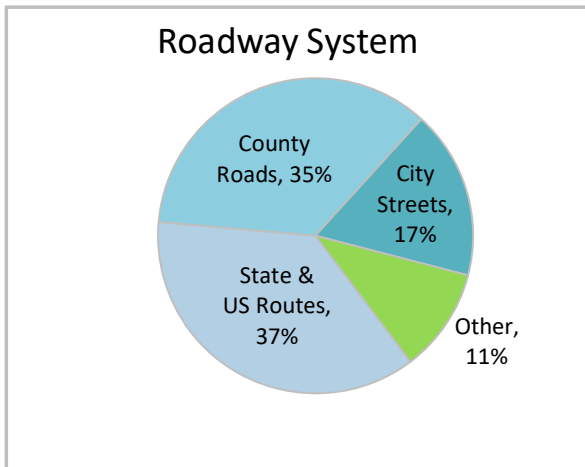
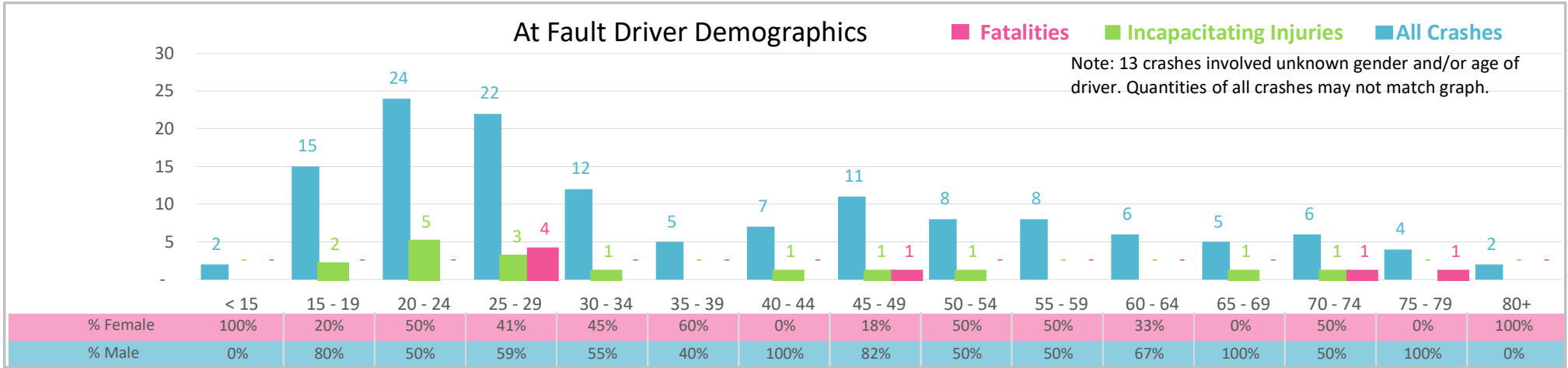




Injury Severity*	Fatal	Incapacitating	Non-Incapacitating	Possible	None/Property Damage Only	TOTAL
Crashes	7	13	19	31	80	150
People Injured	8	16	27	45	NA	96

*NOTE: Crash severity is determined from the highest injury type in the crash (i.e. if a crash had both a fatal and a serious it is determined to be a fatal crash).



- ### Key Lane Departure Crash Facts
- 2021 population of 17,102.
 - 42% of crashes involved drivers under 30; male drivers account for 63% of all crashes and 6 fatalities.
 - Unrestrained occupant was noted as a factor in 12% of crashes and resulted in 5 fatalities.
 - Intoxication was noted as a factor in 9% of crashes and resulted in 3 fatalities.
 - 37% of crashes occurred along State and US Routes with most of the remainder occurring on County Roads.
 - Pick-up & light truck accounted for 33% of motor vehicles involved in lane departure crashes.
 - 43% of crashes occurred at night resulting in 4 fatalities.

NOTE: Fatalities and Serious Injuries in bar graphs indicate persons not crashes. | SOURCES: 2022 CARS data (unofficial at time of report). | DATE GENERATED: 4/24/2023