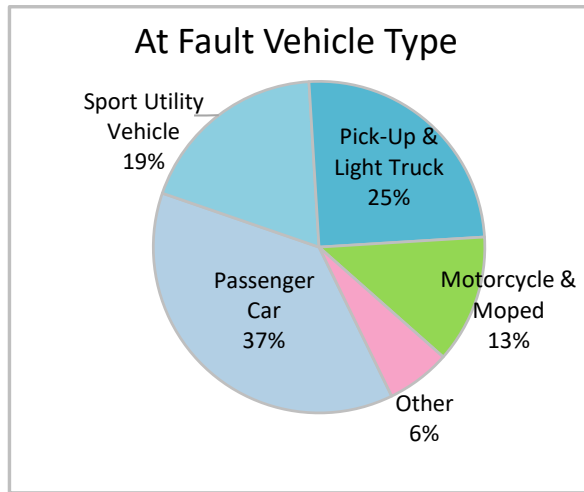
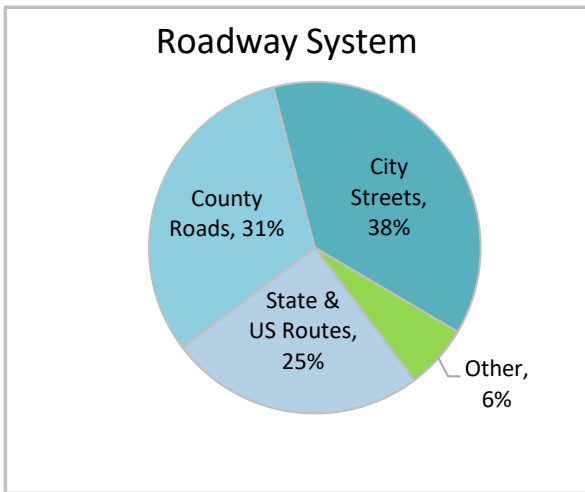
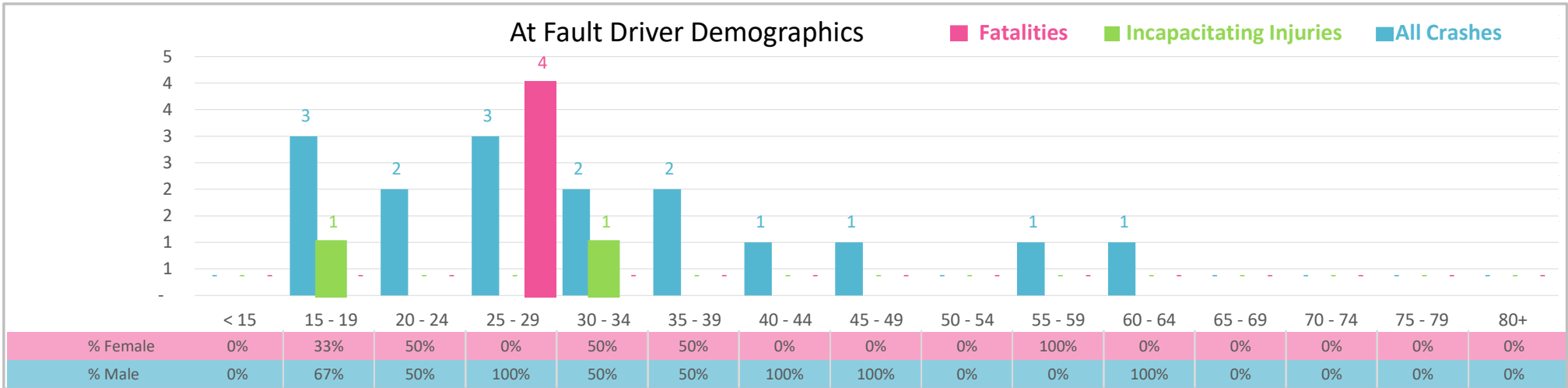




Injury Severity*	Fatal	Incapacitating	Non-Incapacitating	Possible	None/Property Damage Only	TOTAL
Crashes	3	2	2	5	4	16
People Injured	4	2	4	6	NA	16

*NOTE: Crash severity is determined from the highest injury type in the crash (i.e. if a crash had both a fatal and a serious it is determined to be a fatal crash).



- ### Key Aggressive Driving Crash Facts
- 2021 population of 17,102.
 - 63% of crashes involved drivers under 30; male drivers account for 69% of all crashes and 4 fatalities.
 - Unrestrained occupant was noted as a factor in 5 crashes and resulted in 3 fatalities.
 - Intoxication was noted as a factor in 4 crashes and resulted in 2 fatalities.
 - 38% of crashes occurred along City Streets with most of the remainder occurring on County Roads.
 - Passenger car accounted for 37% of motor vehicles involved in aggressive driving crashes.
 - 7 crashes occurred at night with 3 fatalities .