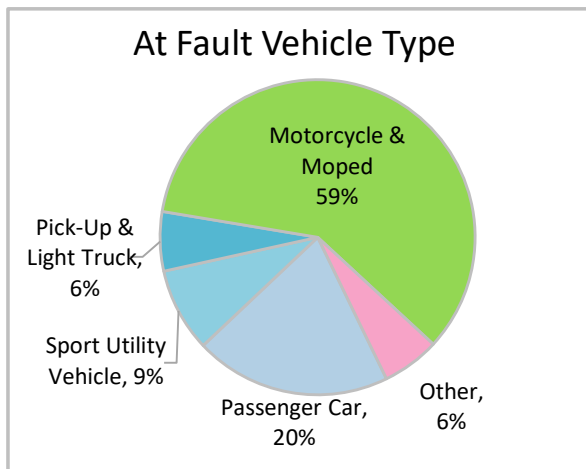
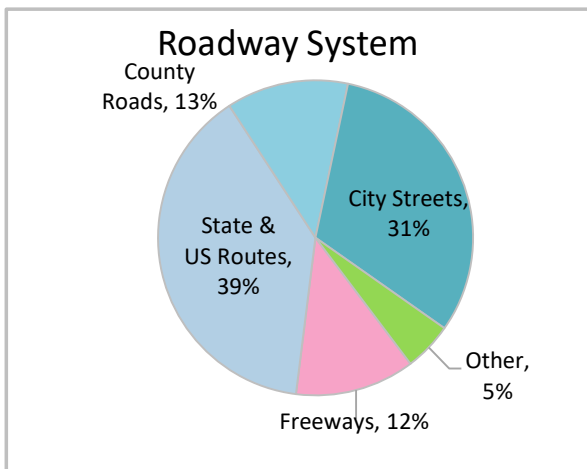
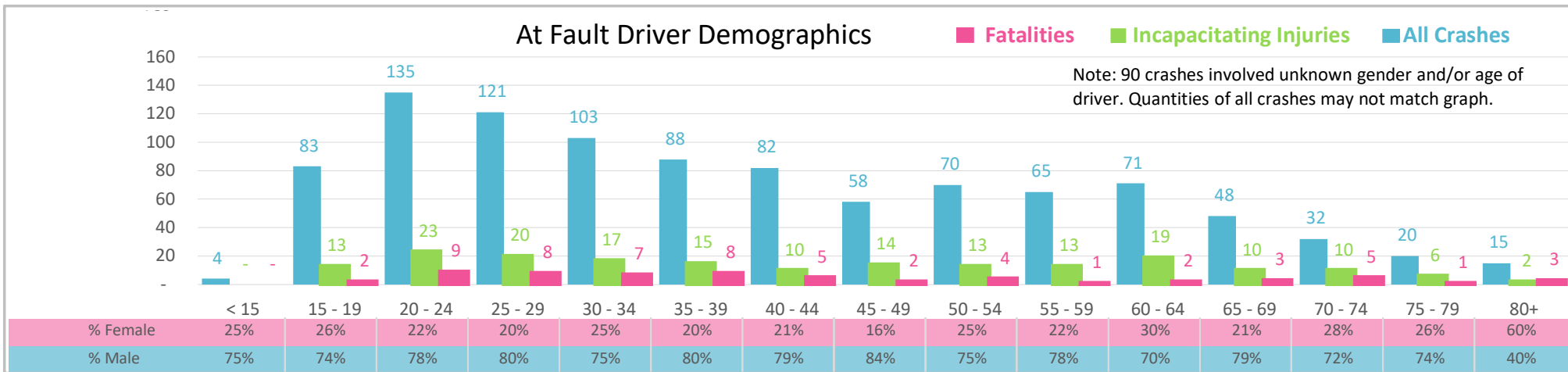




Injury Severity*	Fatal	Incapacitating	Non-Incapacitating	Possible	None/Property Damage Only	TOTAL
Crashes	57	174	375	237	242	1,085
People Injured	61	191	439	317	NA	1,008

*NOTE: Crash severity is determined from the highest injury type in the crash (i.e. if a crash had both a fatal and a serious it is determined to be a fatal crash).



- ### Key Motorcycle Crash Facts
- 2021 population of 2,292,914.
 - 49% of crashes involved drivers under 40; male drivers account for 77% of all crashes and 86% of fatal crashes.
 - Unrestrained occupant was noted as a factor in 7 crashes and resulted in 3 fatalities.
 - Intoxication was noted as a factor in 3% of crashes and resulted in 34% of fatalities.
 - 39% of crashes occurred along State and US Routes with most of the remainder occurring on City Streets.
 - Motorcycles and mopeds accounted for 59% of at fault motor vehicles involved in distracted driving crashes.
 - 35% of crashes occurred at night with 49% of fatalities.

NOTE: Fatalities and Serious Injuries in bar graphs indicate persons not crashes. | SOURCES: 2022 CARS data (unofficial at time of report). | DATE GENERATED: 3/29/2023