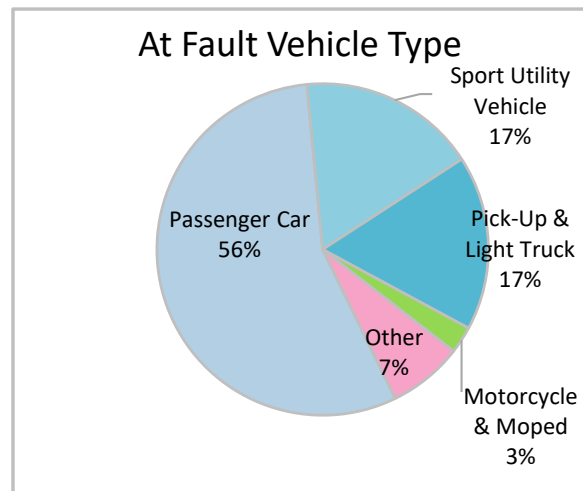
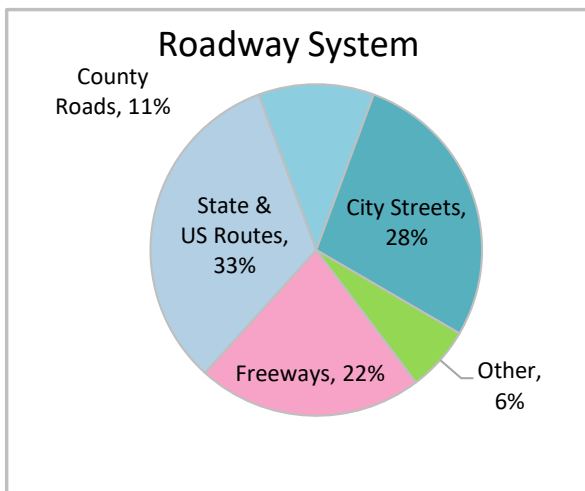
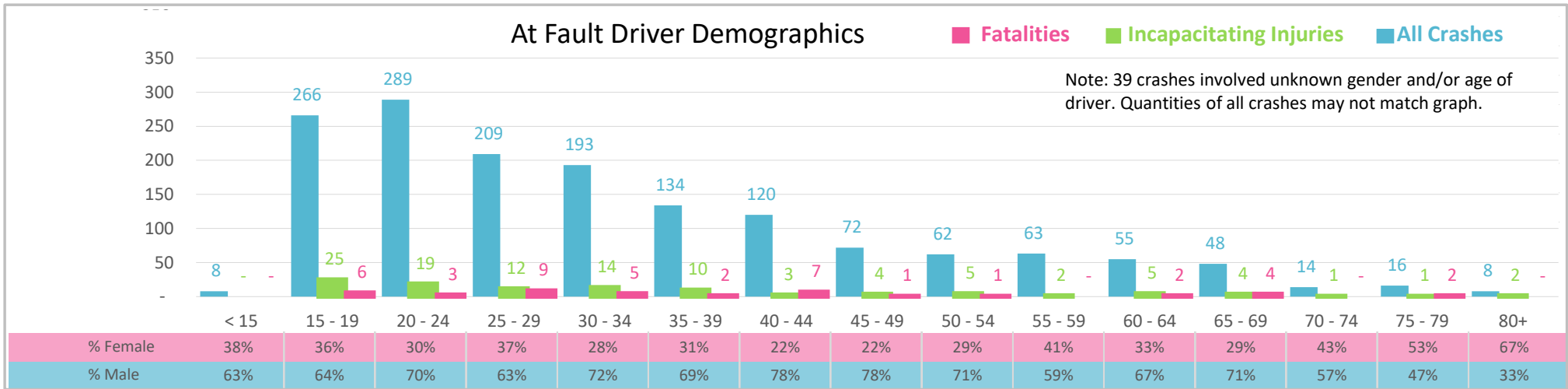




Injury Severity*	Fatal	Incapacitating	Non-Incapacitating	Possible	None/Property Damage Only	TOTAL
Crashes	39	79	234	314	930	1,596
People Injured	42	108	321	523	NA	994

*NOTE: Crash severity is determined from the highest injury type in the crash (i.e. if a crash had both a fatal and a serious it is determined to be a fatal crash).



- ### Key Aggressive Driving Crash Facts
- 2021 population of 2,292,914.
 - 60% of crashes involved drivers under 35; male drivers account for 68% of all crashes and 88% of fatalities.
 - Unrestrained occupant was noted as a factor in 11% of crashes and resulted in 64% of fatalities.
 - Intoxication was noted as a factor in 11% of crashes and resulted in 50% of fatalities.
 - 33% of crashes occurred along State and US Routes with most of the remainder occurring on City Streets.
 - Passenger car accounted for 56% of motor vehicles involved in aggressive driving crashes.
 - 40% of crashes occurred at night with 62% of fatalities.