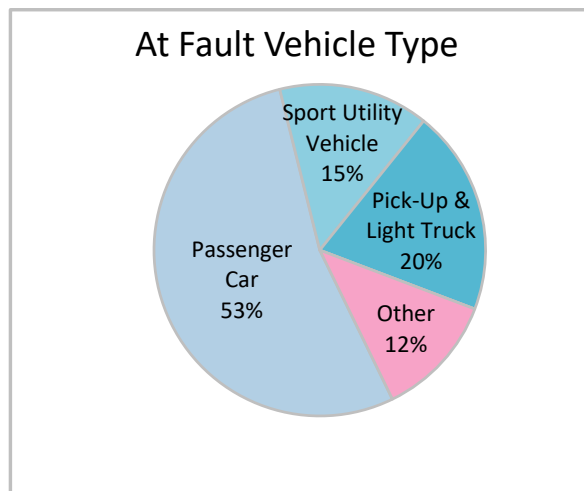
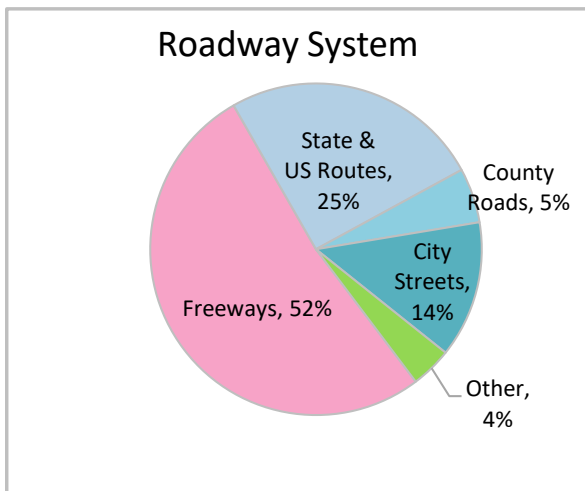
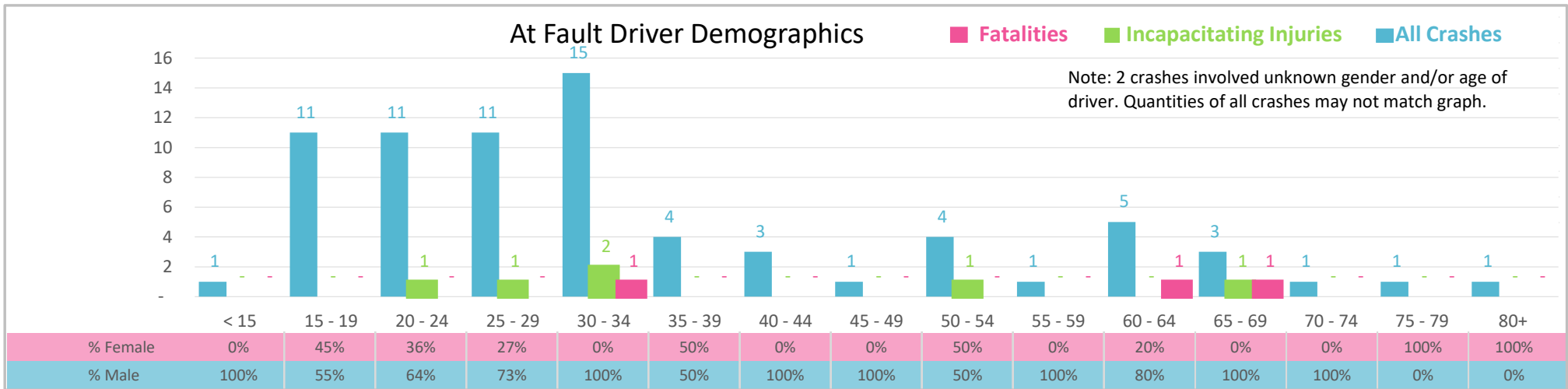




Injury Severity*	Fatal	Incapacitating	Non-Incapacitating	Possible	None/Property Damage Only	TOTAL
Crashes	3	4	18	11	39	75
People Injured	3	6	22	19	NA	50

*NOTE: Crash severity is determined from the highest injury type in the crash (i.e. if a crash had both a fatal and a serious it is determined to be a fatal crash).



- ### Key Aggressive Driving Crash Facts
- 2021 population of 70,385.
 - 65% of crashes involved drivers under 30; male drivers account for 74% of all crashes and 3 fatalities.
 - Unrestrained occupant was noted as a factor in 19% of crashes and resulted in 2 fatalities.
 - Intoxication was noted as a factor in 4 crashes.
 - 52% of crashes occurred along Freeways with most of the remainder occurring on State and US Routes.
 - Passenger car accounted for 53% of motor vehicles involved in aggressive driving crashes.
 - 45% of crashes occurred at night with 2 fatalities.