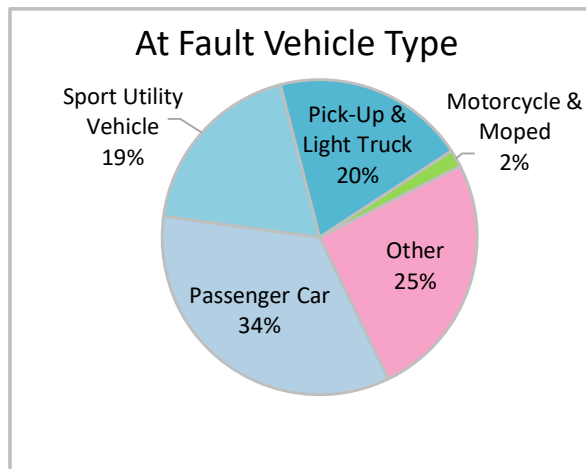
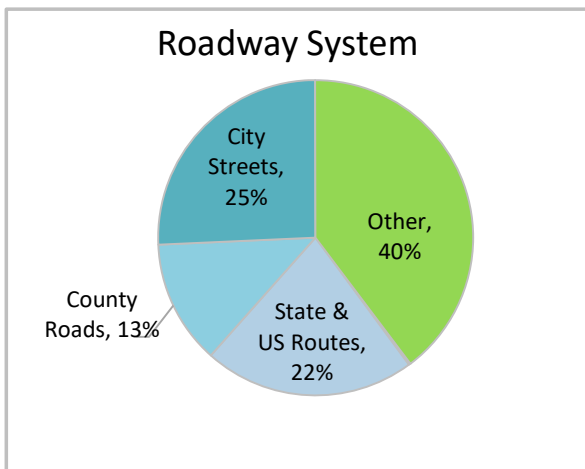
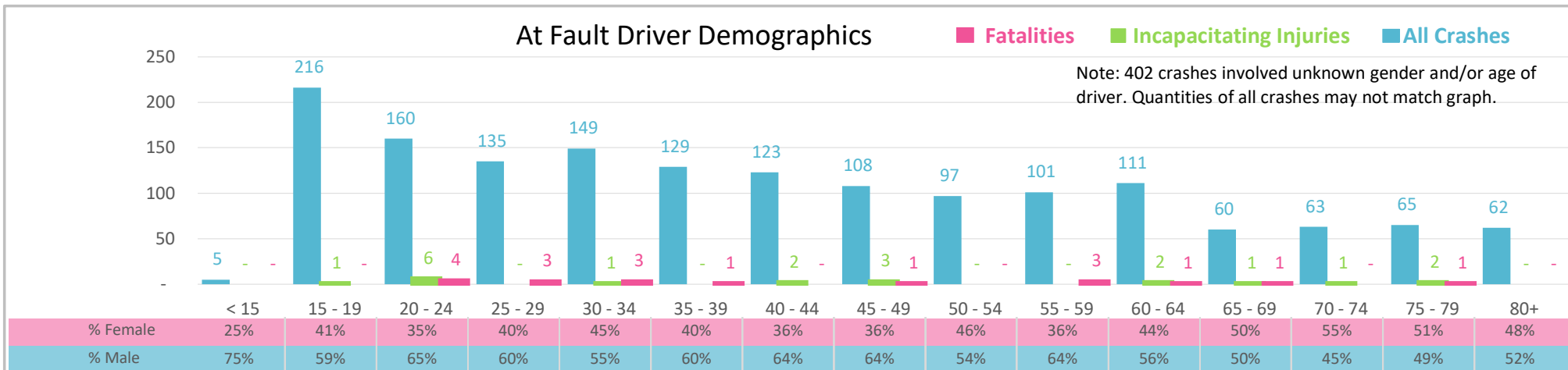




Injury Severity*	Fatal	Incapacitating	Non-Incapacitating	Possible	None/Property Damage Only	TOTAL
Crashes	15	15	139	157	1,660	1,986
People Injured	19	19	198	224	NA	460

*NOTE: Crash severity is determined from the highest injury type in the crash (i.e. if a crash had both a fatal and a serious it is determined to be a fatal crash).



- ### Key Lane Departure Crash Facts
- 2021 population of 222,361.
 - 40% of crashes involved drivers under 40; male drivers account for 59% of all crashes and 67% of fatalities.
 - Unrestrained occupant was noted as a factor in 4% of crashes and resulted in 58% of fatalities.
 - Intoxication was noted as a factor in 4% of crashes and resulted in 9 fatalities.
 - 40% of crashes occurred along Other roadway systems and 25% along City Streets.
 - Passenger car accounted for 34% of motor vehicles involved in lane departure crashes.
 - 31% of crashes occurred at night resulting in 11 fatalities.

NOTE: Fatalities and Serious Injuries in bar graphs indicate persons not crashes. | SOURCES: 2022 CARS data (unofficial at time of report). | DATE GENERATED: 4/24/2023