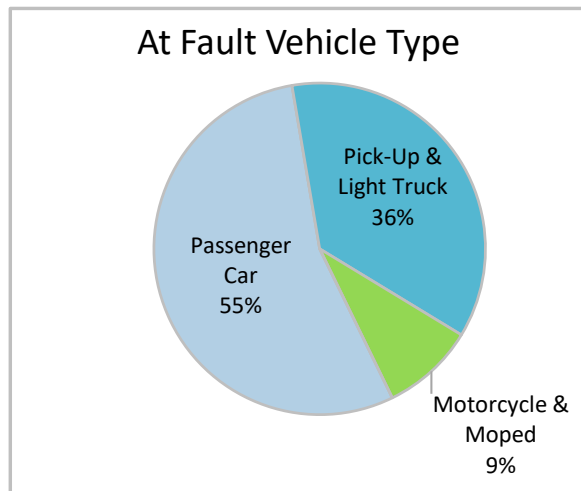
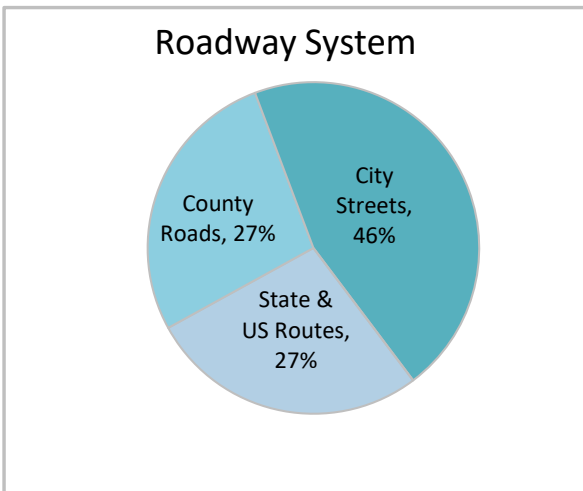
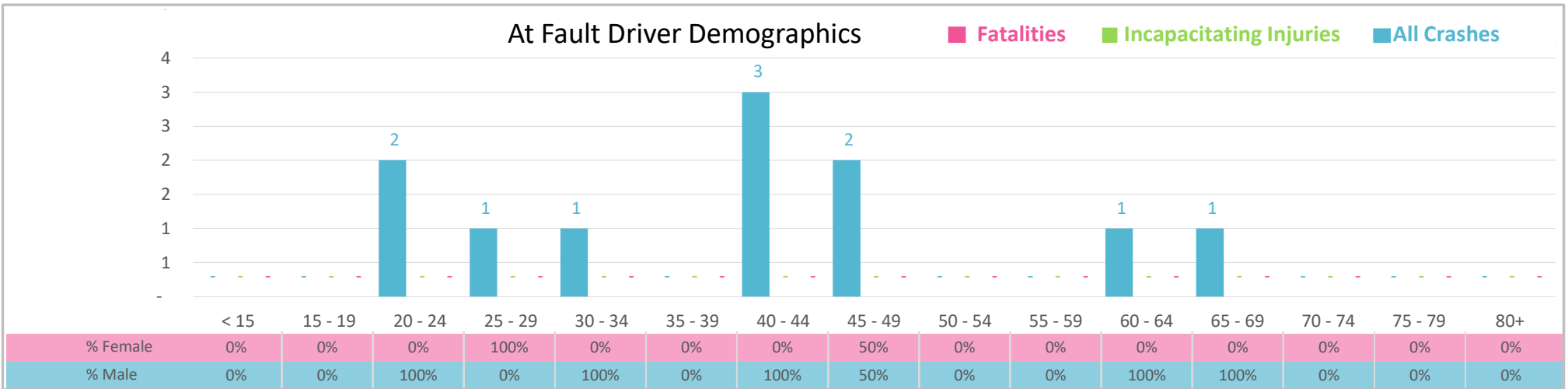




Injury Severity*	Fatal	Incapacitating	Non-Incapacitating	Possible	None/Property Damage Only	TOTAL
Crashes	0	0	0	1	10	11
People Injured	0	0	0	1	NA	1

*NOTE: Crash severity is determined from the highest injury type in the crash (i.e. if a crash had both a fatal and a serious it is determined to be a fatal crash).



- ### Key Aggressive Driving Crash Facts
- 2021 population of 28,540.
 - 36% of crashes involved drivers under 30; male drivers account for 82% of all crashes.
 - Unrestrained occupant was noted as a factor in 1 crash.
 - Intoxication was noted as a factor in 1 crash.
 - 46% of crashes occurred along City Streets with most of the remainder equally distributed among County Roads and State and US Routes.
 - Passenger car accounted for 55% of motor vehicles involved in aggressive driving crashes.
 - 2 crashes occurred at night.