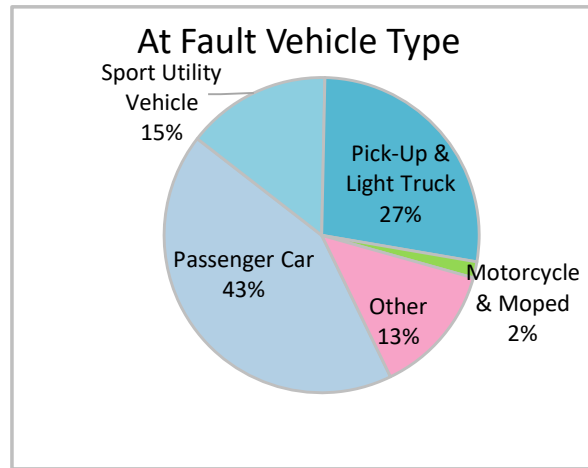
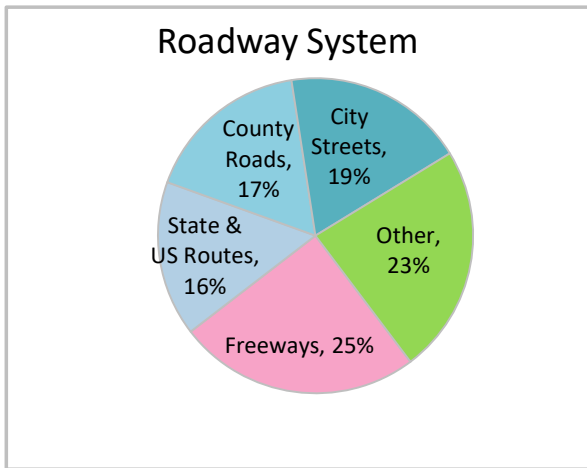
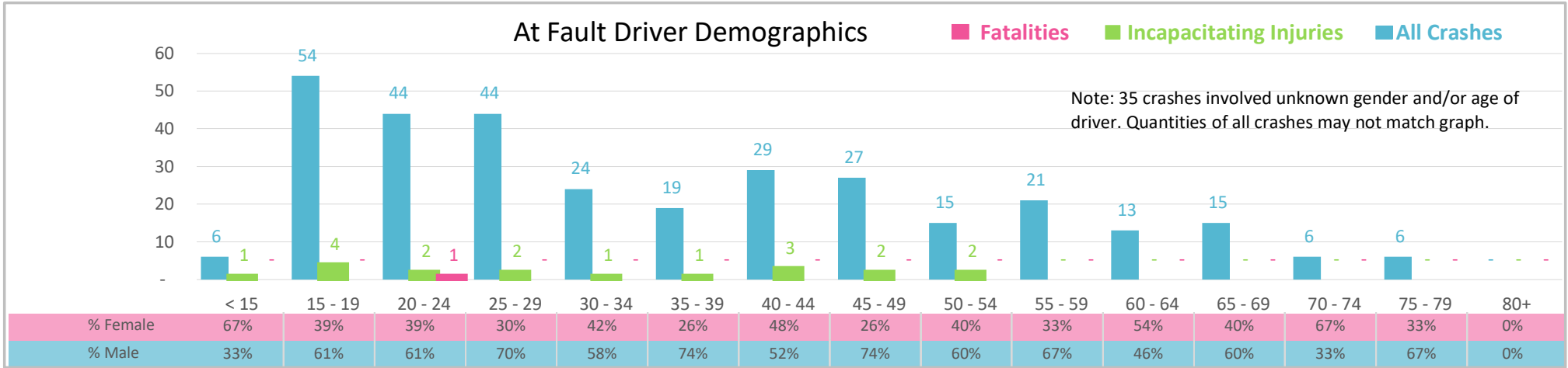




Injury Severity*	Fatal	Incapacitating	Non-Incapacitating	Possible	None/Property Damage Only	TOTAL
<b>Crashes</b>	1	18	36	50	253	<b>358</b>
<b>People Injured</b>	1	18	61	93	NA	<b>173</b>

\*NOTE: Crash severity is determined from the highest injury type in the crash (i.e. if a crash had both a fatal and a serious it is determined to be a fatal crash).



- ### Key Lane Departure Crash Facts
- 2021 population of 28,715.
  - 41% of crashes involved drivers under 30; male drivers account for 62% of all crashes.
  - Unrestrained occupant was noted as a factor in 4% of crashes.
  - Intoxication was noted as a factor in 3% of crashes.
  - Crashes occurred mostly distributed along all roadway systems with highest on Freeways, 25%.
  - Passenger car accounted for 43% of motor vehicles involved in lane departure crashes.
  - 37% of crashes occurred at night.