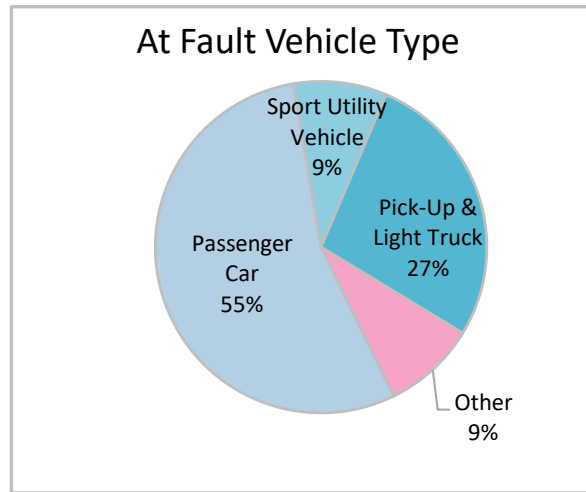
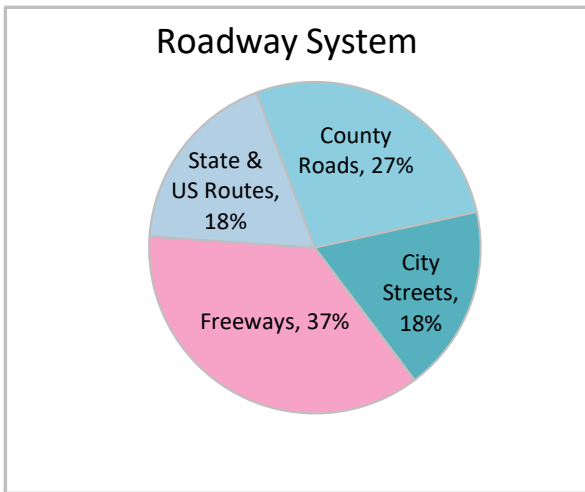
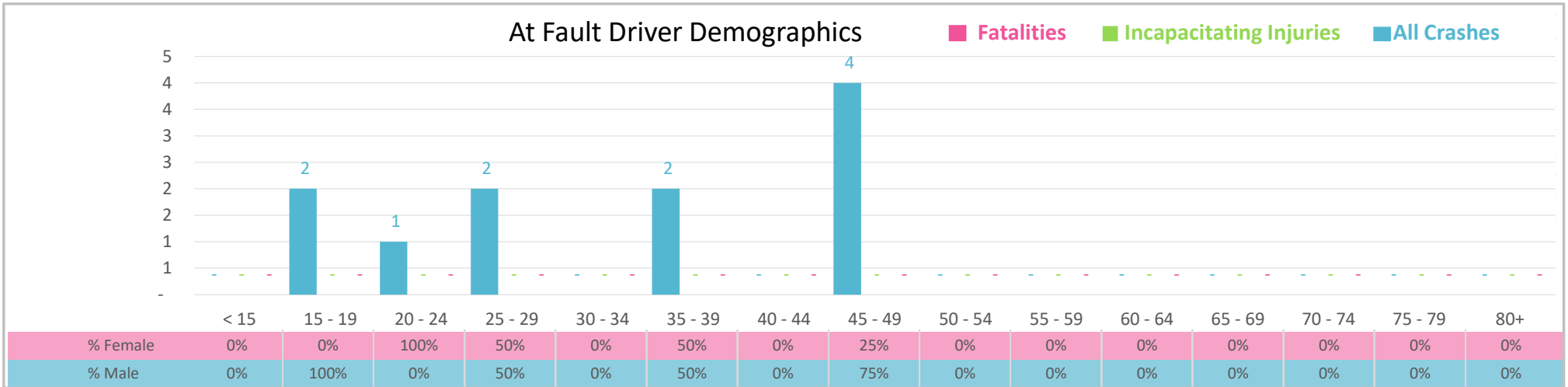




Injury Severity*	Fatal	Incapacitating	Non-Incapacitating	Possible	None/Property Damage Only	TOTAL
<b>Crashes</b>	0	0	1	1	9	<b>11</b>
<b>People Injured</b>	0	0	1	2	NA	<b>3</b>

\*NOTE: Crash severity is determined from the highest injury type in the crash (i.e. if a crash had both a fatal and a serious it is determined to be a fatal crash).



- ### Key Aggressive Driving Crash Facts
- 2021 population of 28,715
  - Driver age is distributed broadly across all age groups under 50; male drivers account for 64% of all crashes.
  - Unrestrained occupant was noted as a factor in 1 crash.
  - Intoxication was not noted as a factor in any of the crashes.
  - 37% of crashes occurred along Freeways with most of the remainder occurring on County Roads.
  - Passenger car accounted for 55% of motor vehicles involved in aggressive driving crashes.
  - 5 crashes occurred at night.