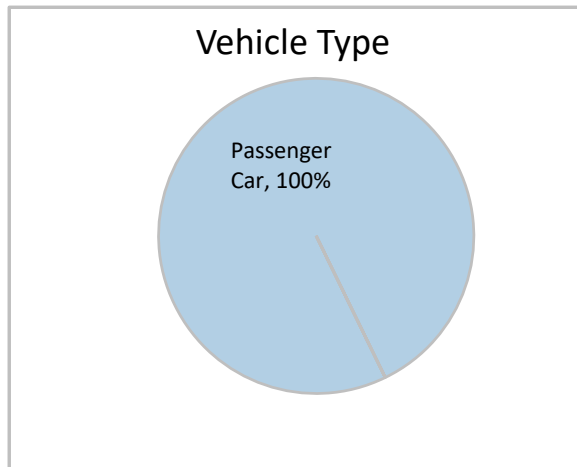
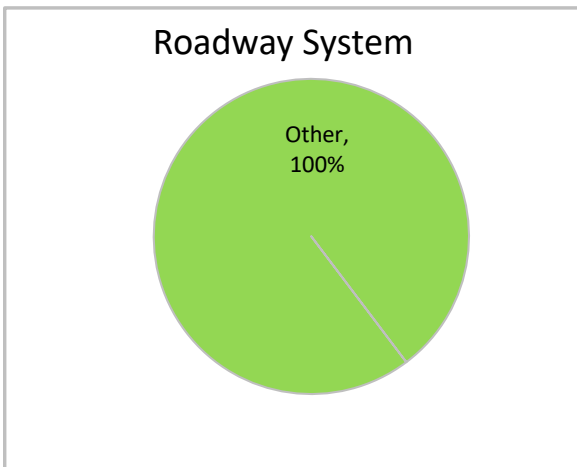
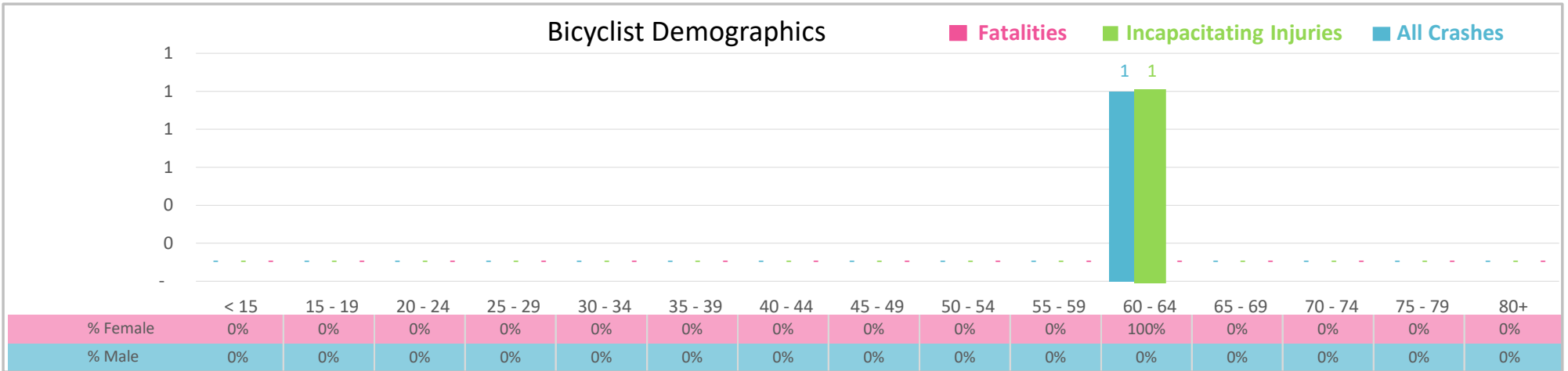




Injury Severity*	Fatal	Incapacitating	Non-Incapacitating	Possible	None/Property Damage Only	TOTAL
<b>Crashes</b>	0	1	0	0	0	<b>1</b>
<b>People Injured</b>	0	1	0	0	NA	<b>1</b>

\*NOTE: Crash severity is determined from the highest injury type in the crash (i.e. if a crash had both a fatal and a serious it is determined to be a fatal crash).



### Key Bicycle Crash Facts

- 2021 population of 16,335.
- No crash patterns are apparent due to low sample size.