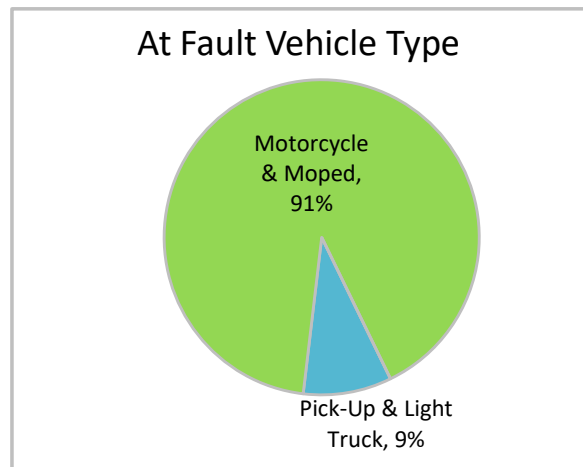
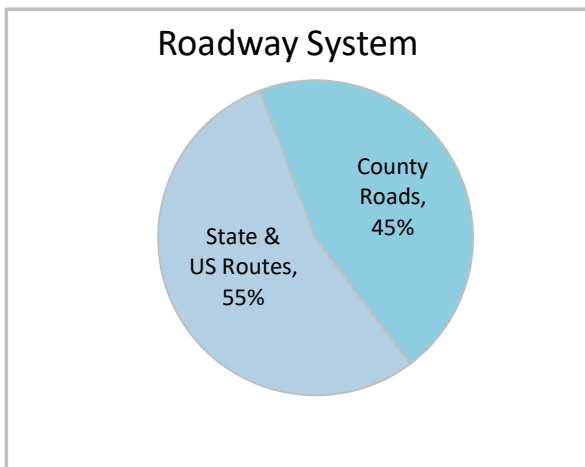
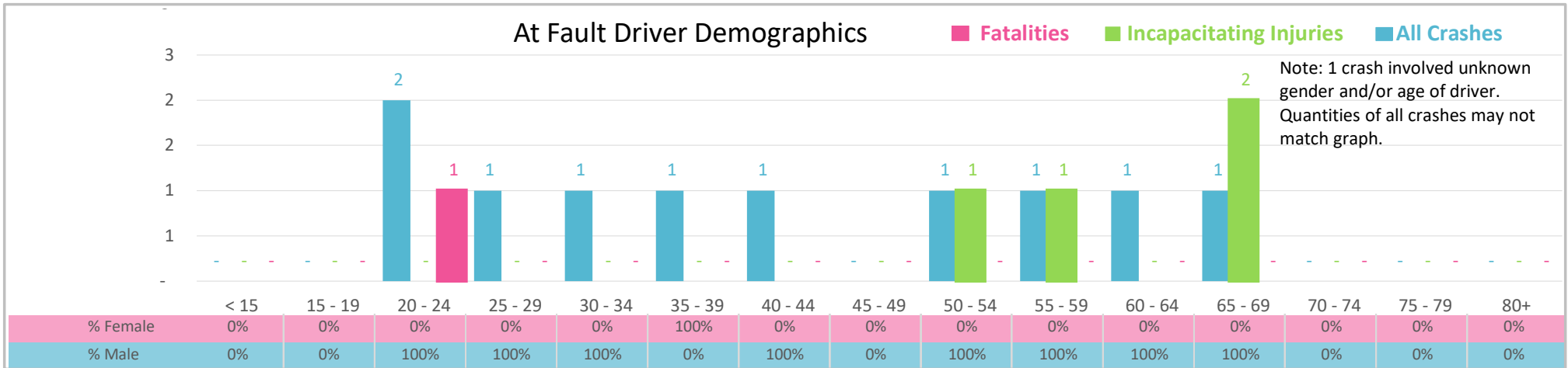




Injury Severity*	Fatal	Incapacitating	Non-Incapacitating	Possible	None/Property Damage Only	TOTAL
Crashes	1	3	1	2	4	11
People Injured	1	4	1	3	NA	9

*NOTE: Crash severity is determined from the highest injury type in the crash (i.e. if a crash had both a fatal and a serious it is determined to be a fatal crash).



- ### Key Motorcycle Crash Facts
- 2021 population of 21,815.
 - Driver age is distributed broadly across all age groups under 70; male drivers account for 90% of all crashes and resulted in the 1 fatality.
 - Unrestrained occupant was not noted as a factor in crashes.
 - Intoxication was not noted as a factor in crashes.
 - 55% of crashes occurred along State and US Routes with the remainder occurring on County Roads.
 - Motorcycles and mopeds accounted for 91% of at fault motor vehicles involved in motorcycle crashes.
 - 3 crashes occurred at night.

NOTE: Fatalities and Serious Injuries in bar graphs indicate persons not crashes. | SOURCES: 2022 CARS data (unofficial at time of report). | DATE GENERATED: 3/29/2023