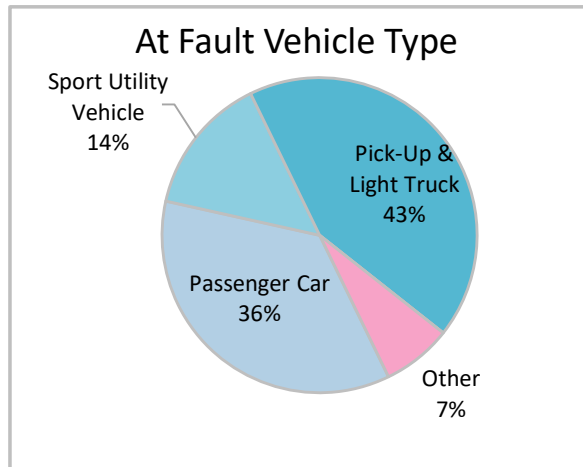
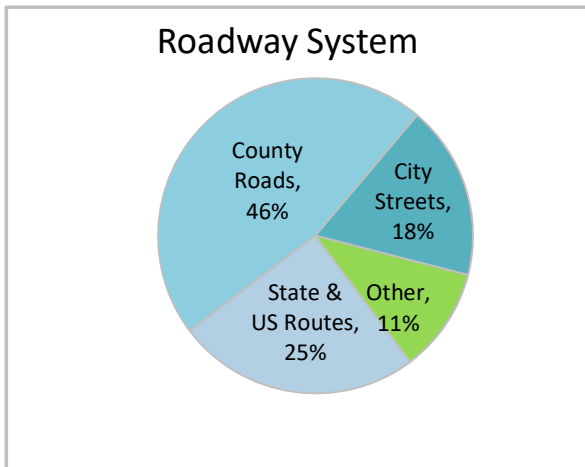
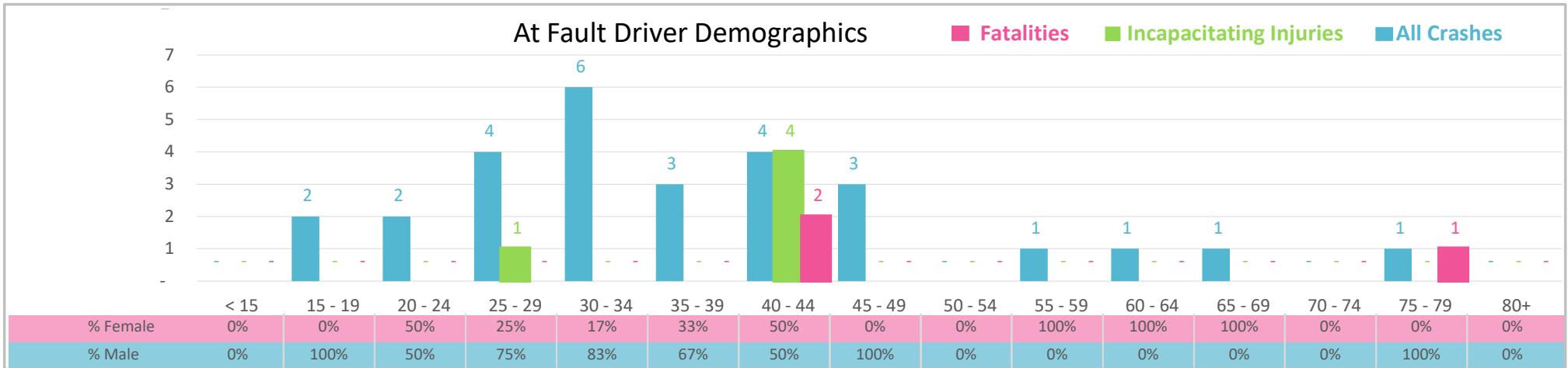




Injury Severity*	Fatal	Incapacitating	Non-Incapacitating	Possible	None/Property Damage Only	TOTAL
Crashes	2	2	5	5	14	28
People Injured	3	5	8	8	NA	24

*NOTE: Crash severity is determined from the highest injury type in the crash (i.e. if a crash had both a fatal and a serious it is determined to be a fatal crash).



- ### Key Impaired Crash Facts
- 2021 population of 21,815.
 - Driver age is distributed broadly across all age groups under 50; male drivers account for 68% of all crashes and resulted in the 3 fatalities.
 - Unrestrained occupant was noted as a factor in 39% of crashes and resulted in the 3 fatalities.
 - 46% of crashes occurred along County Roads with most of the remainder occurring on State and US Routes.
 - Pick-up and light trucks accounted for 43% of motor vehicles involved in distracted driving crashes.
 - 79% of crashes occurred at night resulting in 2 fatalities.

NOTE: Fatalities and Serious Injuries in bar graphs indicate persons not crashes. | SOURCES: 2022 CARS data (unofficial at time of report). | DATE GENERATED: 3/24/2023