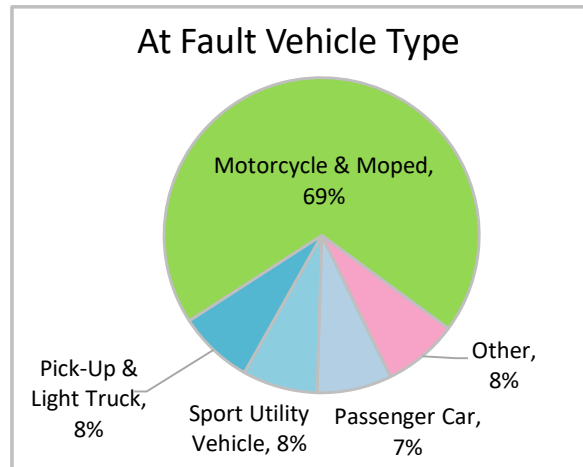
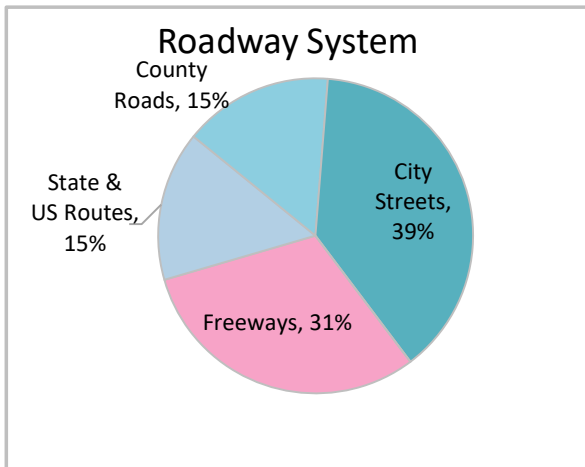
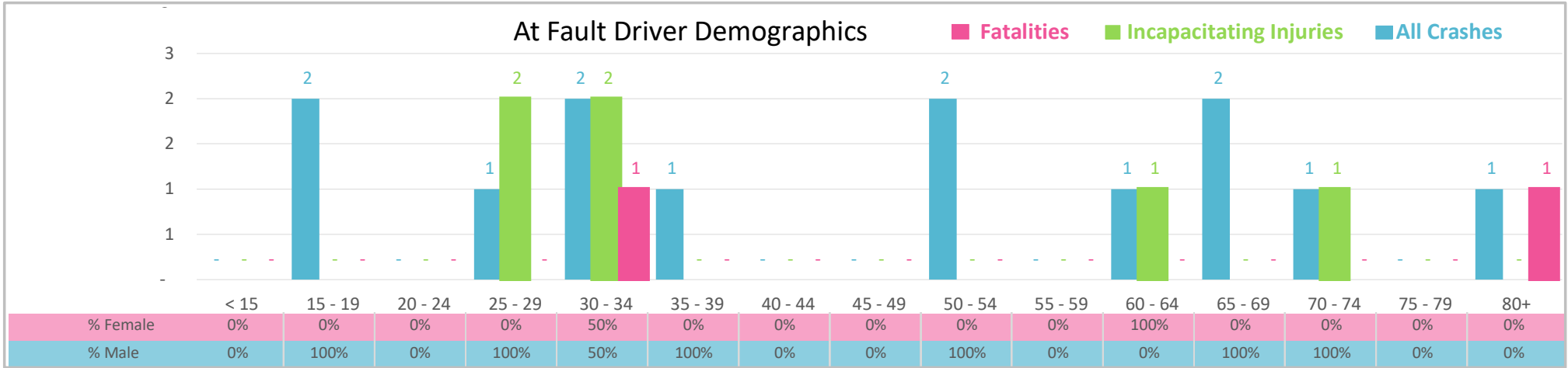




Injury Severity*	Fatal	Incapacitating	Non-Incapacitating	Possible	None/Property Damage Only	TOTAL
Crashes	2	4	7	0	0	13
People Injured	2	6	12	0	NA	20

\*NOTE: Crash severity is determined from the highest injury type in the crash (i.e. if a crash had both a fatal and a serious it is determined to be a fatal crash).



- ### Key Motorcycle Crash Facts
- 2021 population of 44,485.
  - Driver age is distributed broadly across all age groups; male drivers account for 85% of all crashes and 1 fatality.
  - Unrestrained occupant was not noted as a factor in crashes.
  - Intoxication was not noted as a factor in crashes.
  - 39% of crashes occurred along City Streets with most of the remainder occurring on Freeways.
  - Motorcycles and mopeds accounted for 69% of at fault motor vehicles involved in motorcycle crashes.
  - 4 crashes occurred at night resulting in 1 fatality.

NOTE: Fatalities and Serious Injuries in bar graphs indicate persons not crashes. | SOURCES: 2022 CARS data (unofficial at time of report). | DATE GENERATED: 3/29/2023