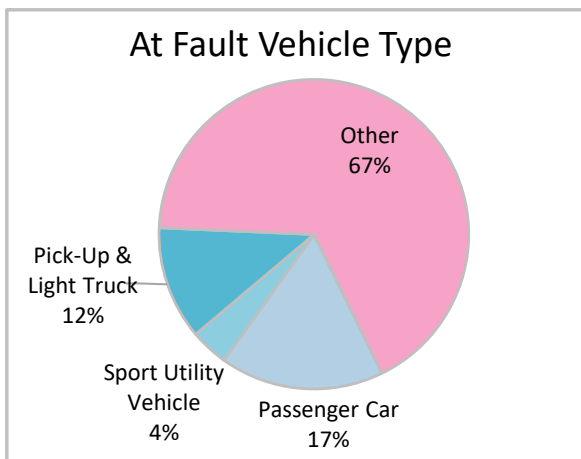
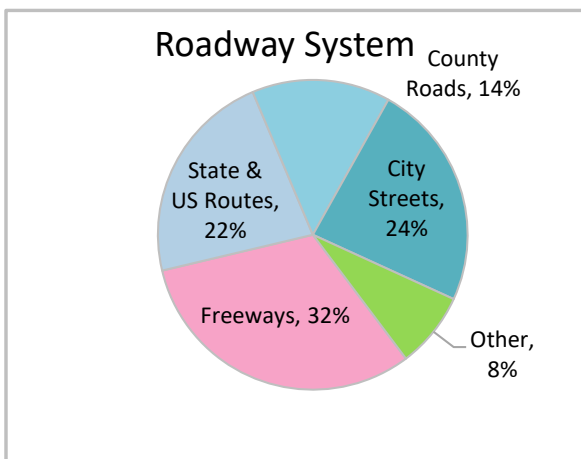
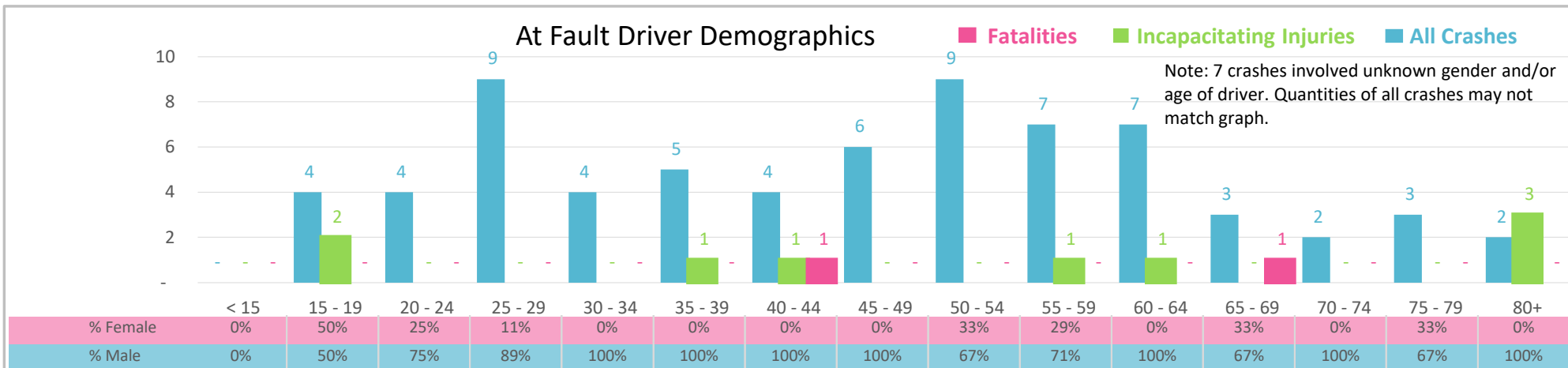


# Suwannee County | 2022 Commerical Motor Vehicle Crash Data | FDOT District 2 Community Traffic Safety Program



Injury Severity*	Fatal	Incapacitating	Non-Incapacitating	Possible	None/Property Damage Only	TOTAL
<b>Crashes</b>	2	7	8	3	56	<b>76</b>
<b>People Injured</b>	2	9	10	6	NA	<b>27</b>

\*NOTE: Crash severity is determined from the highest injury type in the crash (i.e. if a crash had both a fatal and a serious it is determined to be a fatal crash).



- ### Key Commercial Motor Vehicle Crash Facts
- 2021 population of 44,485.
  - Driver age is distributed broadly across all age groups under 65; male drivers account for 84% of all crashes and 1 fatality.
  - Unrestrained occupant was noted as a factor in 3 crashes and resulted in 1 fatality.
  - Intoxication was not noted as a factor in any of the crashes.
  - 32% of crashes occurred along Freeways with most of the remainder occurring on City Streets.
  - Other vehicle type accounted for 67% of motor vehicles involved in commercial vehicle crashes.
  - 21% of crashes occurred at night.

NOTE: Fatalities and Serious Injuries in bar graphs indicate persons not crashes. | SOURCES: 2022 CARS data (unofficial at time of report). | DATE GENERATED: 4/3/2023