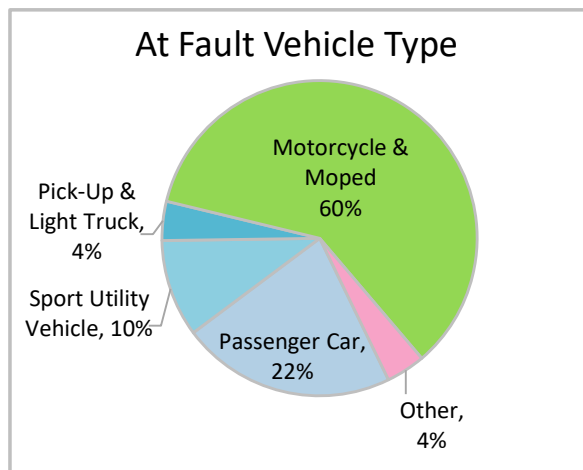
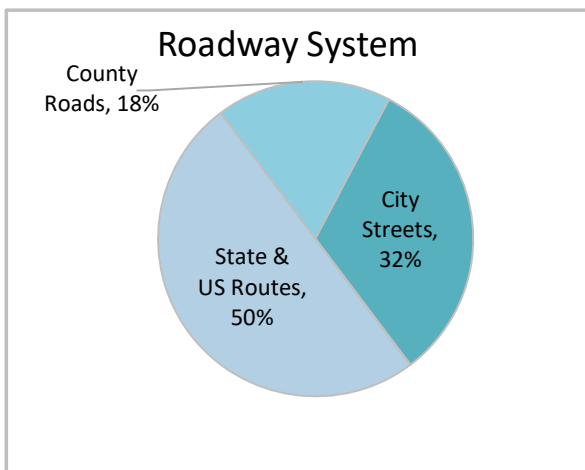
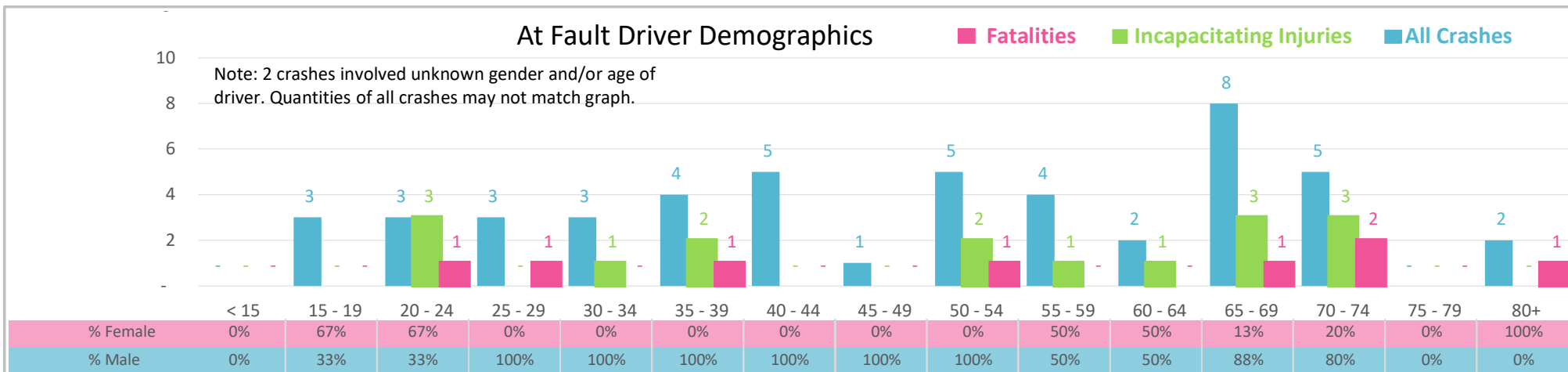




Injury Severity*	Fatal	Incapacitating	Non-Incapacitating	Possible	None/Property Damage Only	TOTAL
Crashes	8	13	15	5	9	50
People Injured	8	16	23	14	NA	61

\*NOTE: Crash severity is determined from the highest injury type in the crash (i.e. if a crash had both a fatal and a serious it is determined to be a fatal crash).



- ### Key Motorcycle Crash Facts
- 2021 population of 74,167.
  - Driver age is distributed broadly across all age groups; male drivers account for 77% of all crashes and 7 fatalities.
  - Unrestrained occupant was not noted as a factor in crashes.
  - Intoxication was noted as a factor in 3 crashes resulting in 1 fatality.
  - 50% of crashes occurred along State and US Routes with most of the remainder occurring on City Streets.
  - Motorcycles and mopeds accounted for 60% of at fault motor vehicles involved in motorcycle crashes.
  - 28% of crashes occurred at night resulting in 1 fatalities.