

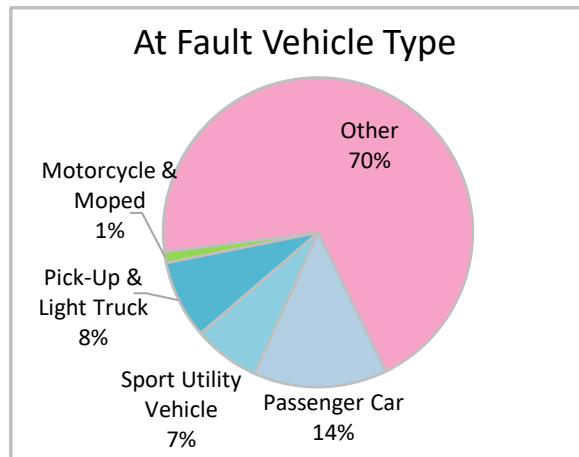
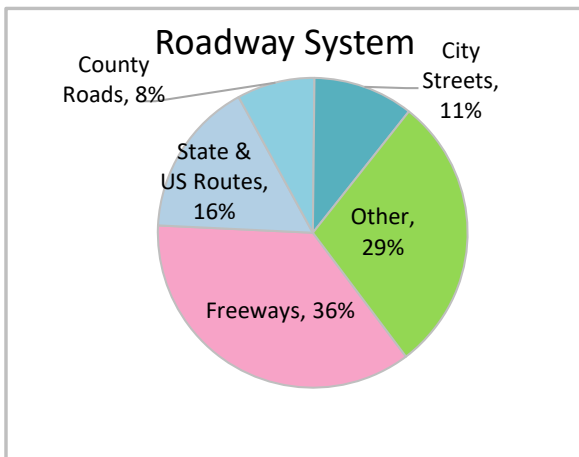
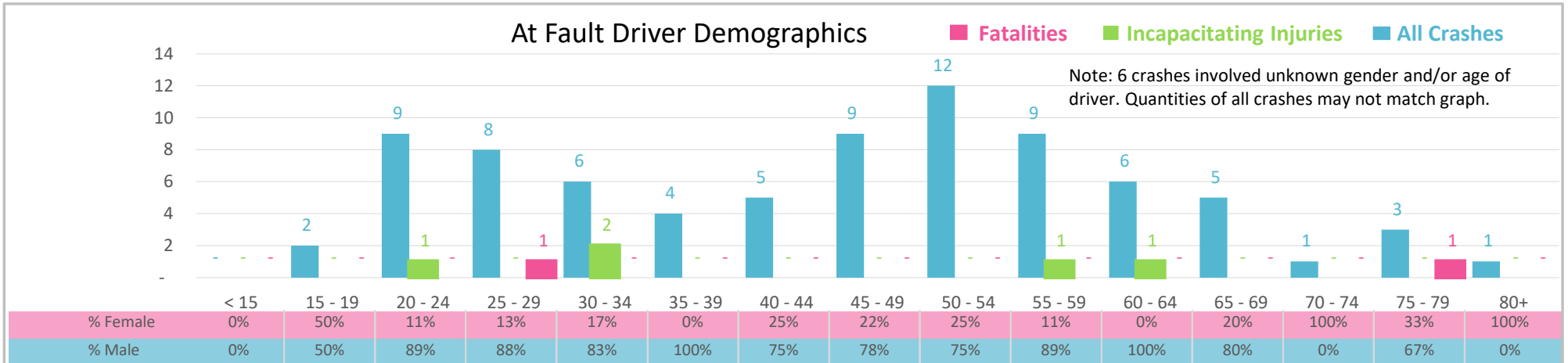
Madison County | 2022 Commerical Motor Vehicle Crash Data

FDOT District 2 Community Traffic Safety Program



Injury Severity*	Fatal	Incapacitating	Non-Incapacitating	Possible	None/Property Damage Only	TOTAL
Crashes	2	5	7	4	68	86
People Injured	2	5	12	7	NA	26

*NOTE: Crash severity is determined from the highest injury type in the crash (i.e. if a crash had both a fatal and a serious it is determined to be a fatal crash).



- ### Key Commercial Motor Vehicle Crash Facts
- 2021 population of 18,288.
 - Driver age is distributed broadly across all age groups under 65; male drivers account for 81% of all crashes and 1 fatality.
 - Unrestrained occupant was noted as a factor in 6 crashes.
 - Intoxication was not noted as a factor in any of the crashes.
 - 36% of crashes occurred along Freeways with most of the remainder occurring on Other roadway systems.
 - Other vehicle type accounted for 70% of motor vehicles involved in commercial vehicle crashes.
 - 37% of crashes occurred at night with 2 fatalities.

NOTE: Fatalities and Serious Injuries in bar graphs indicate persons not crashes. | SOURCES: 2022 CARS data (unofficial at time of report). | DATE GENERATED: 4/3/2023