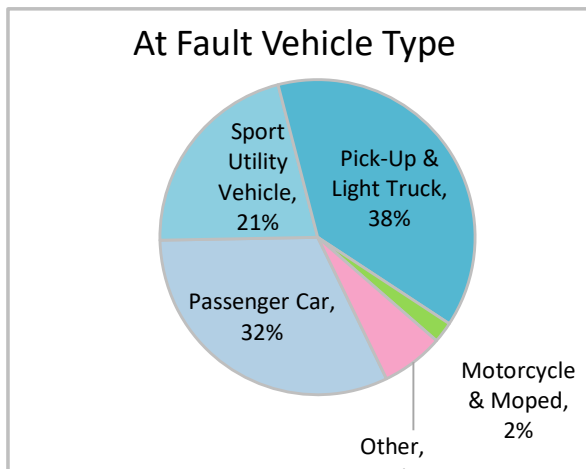
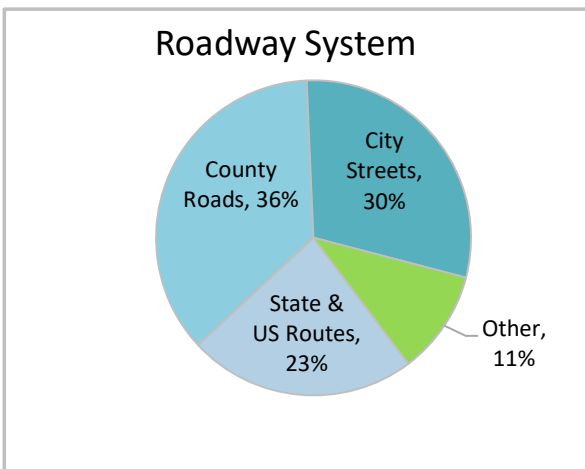
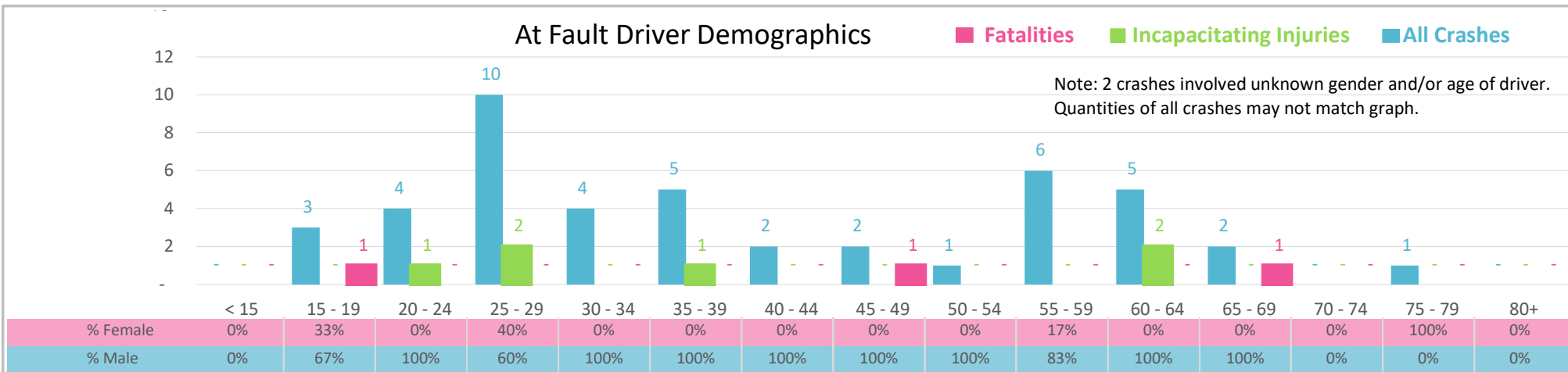




Injury Severity*	Fatal	Incapacitating	Non-Incapacitating	Possible	None/Property Damage Only	TOTAL
Crashes	3	6	9	8	21	47
People Injured	3	6	11	12	NA	32

*NOTE: Crash severity is determined from the highest injury type in the crash (i.e. if a crash had both a fatal and a serious it is determined to be a fatal crash).



- ### Key Impaired Crash Facts
- 2021 population of 44,158.
 - 45% of crashes involved drivers under 35; male drivers account for 84% of all crashes and 2 fatalities.
 - Unrestrained occupant was noted as a factor in 9 crashes and 2 fatalities.
 - 36% of crashes occurred along County Roads with most of the remainder occurring on City Streets.
 - Pick-up and light trucks accounted for 38% of motor vehicles involved in distracted driving crashes.
 - 57% of crashes occurred at night resulting in 1 fatality.

NOTE: Fatalities and Serious Injuries in bar graphs indicate persons not crashes. | SOURCES: 2022 CARS data (unofficial at time of report). | DATE GENERATED: 3/24/2023