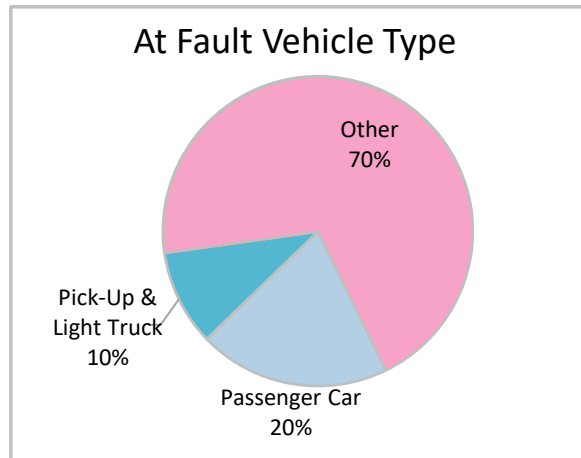
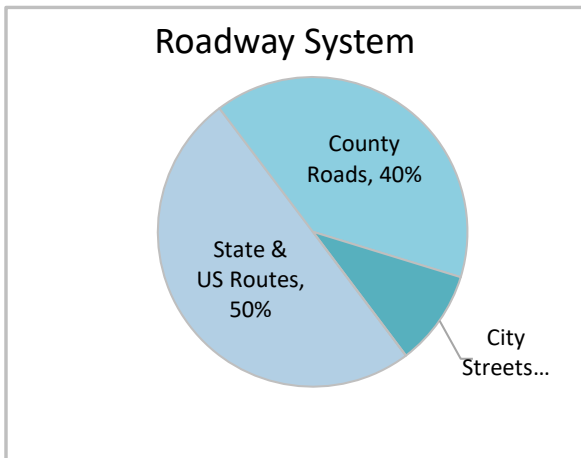
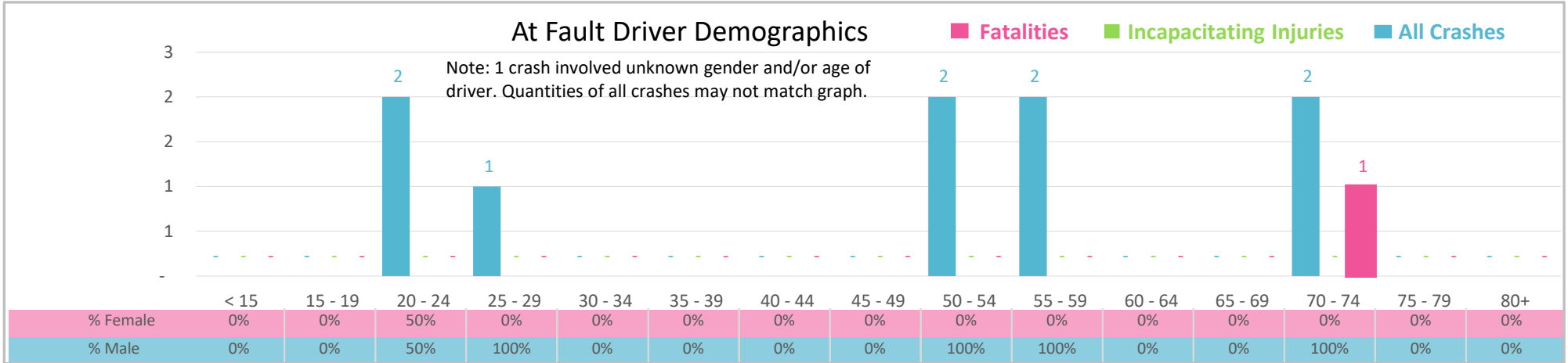


# Lafayette County | 2022 Commerical Motor Vehicle Crash Data | FDOT District 2 Community Traffic Safety Program



Injury Severity*	Fatal	Incapacitating	Non-Incapacitating	Possible	None/Property Damage Only	TOTAL
<b>Crashes</b>	1	0	2	2	5	<b>10</b>
<b>People Injured</b>	1	0	3	5	NA	<b>9</b>

\*NOTE: Crash severity is determined from the highest injury type in the crash (i.e. if a crash had both a fatal and a serious it is determined to be a fatal crash).



### Key Commercial Motor Vehicle Crash Facts

- 2021 population of 8,382.
- No crash patterns are apparent due to low sample size.

NOTE: Fatalities and Serious Injuries in bar graphs indicate persons not crashes. | SOURCES: 2022 CARS data (unofficial at time of report). | DATE GENERATED: 4/3/2023