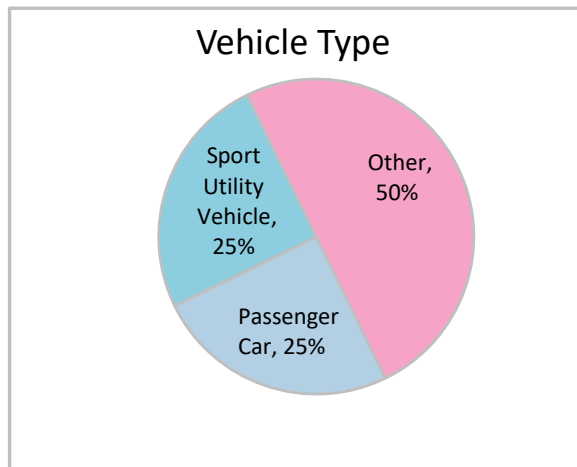
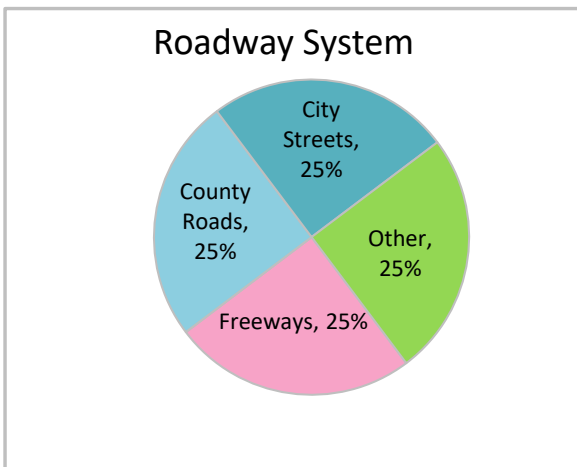
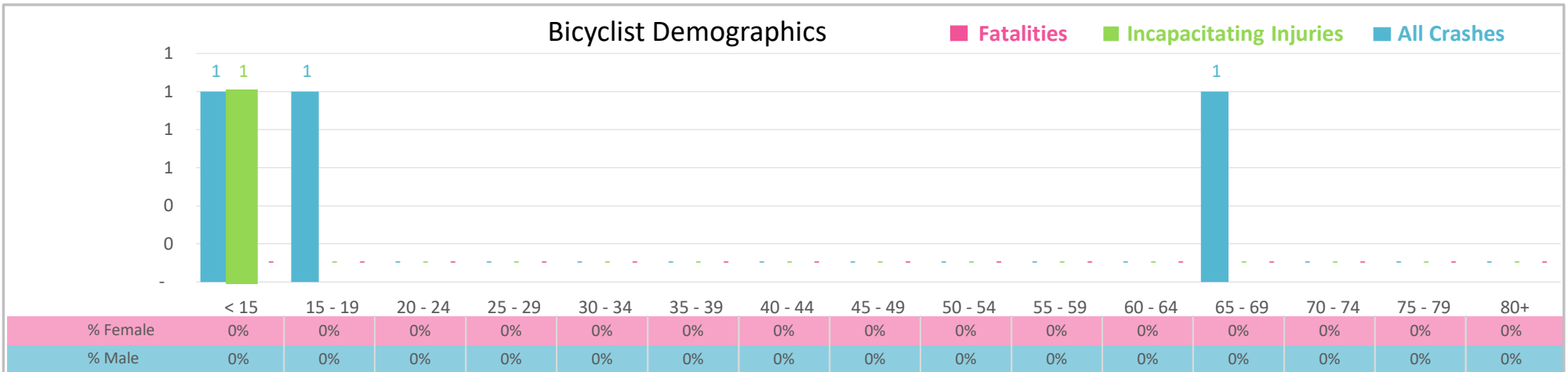




Injury Severity*	Fatal	Incapacitating	Non-Incapacitating	Possible	None/Property Damage Only	TOTAL
<b>Crashes</b>	0	1	1	0	2	<b>4</b>
<b>People Injured</b>	0	1	2	0	NA	<b>3</b>

\*NOTE: Crash severity is determined from the highest injury type in the crash (i.e. if a crash had both a fatal and a serious it is determined to be a fatal crash).



- ### Key Bicycle Crash Facts
- 2021 population of 13,993.
  - 3 of 4 of crashes involved cyclists under 20; male cyclists account for 2 of 4 crashes.
  - Intoxication was not noted as a factor in any of crashes.