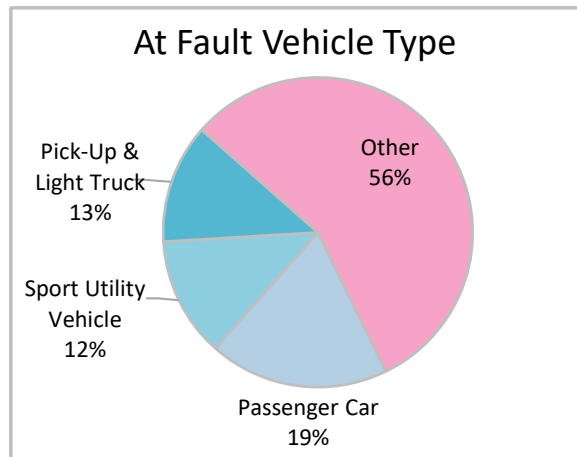
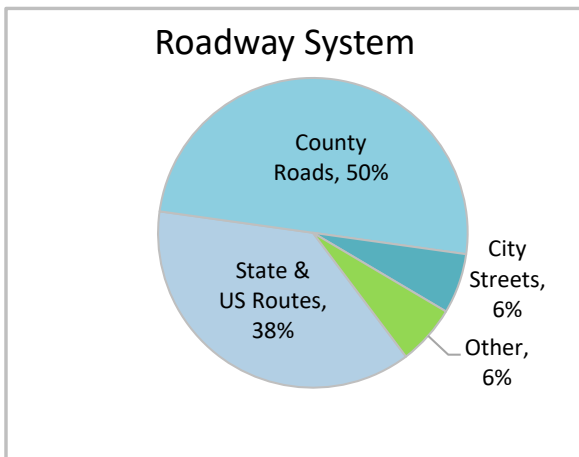
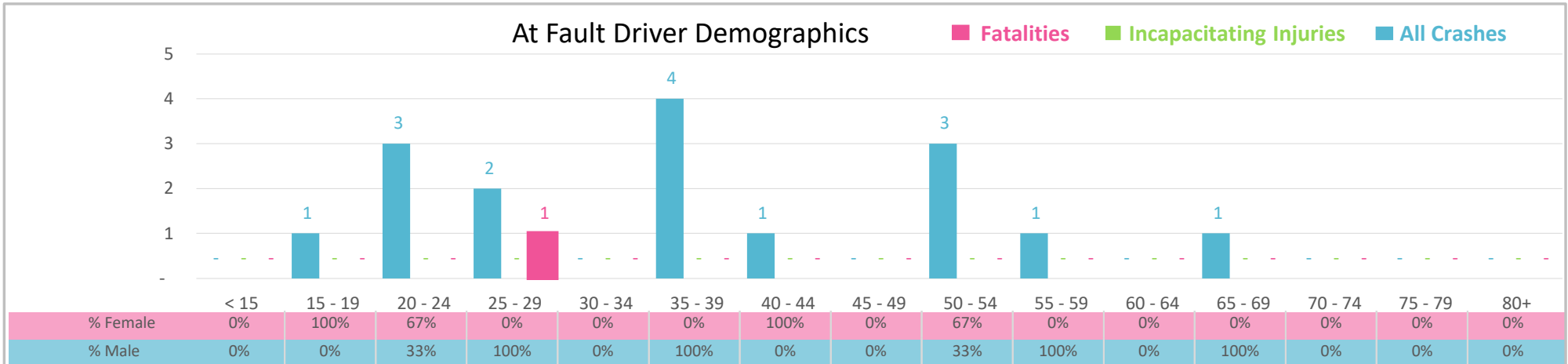




Injury Severity*	Fatal	Incapacitating	Non-Incapacitating	Possible	None/Property Damage Only	TOTAL
Crashes	1	0	2	3	10	16
People Injured	1	0	2	4	NA	7

*NOTE: Crash severity is determined from the highest injury type in the crash (i.e. if a crash had both a fatal and a serious it is determined to be a fatal crash).



- ### Key Commercial Motor Vehicle Crash Facts
- 2021 population of 18,360.
 - Driver age is distributed broadly across all age groups under 70; male drivers account for 63% of all crashes and 1 fatality.
 - Unrestrained occupant was noted as a factor in 1 crash.
 - Intoxication was noted as a factor in 1 crash.
 - 50% of crashes occurred along County Roads with most of the remainder occurring on State and US Routes.
 - Other vehicle type accounted for 56% of motor vehicles involved in commercial vehicle crashes.
 - 25% of crashes occurred at night.

NOTE: Fatalities and Serious Injuries in bar graphs indicate persons not crashes. | SOURCES: 2022 CARS data (unofficial at time of report). | DATE GENERATED: 4/3/2023