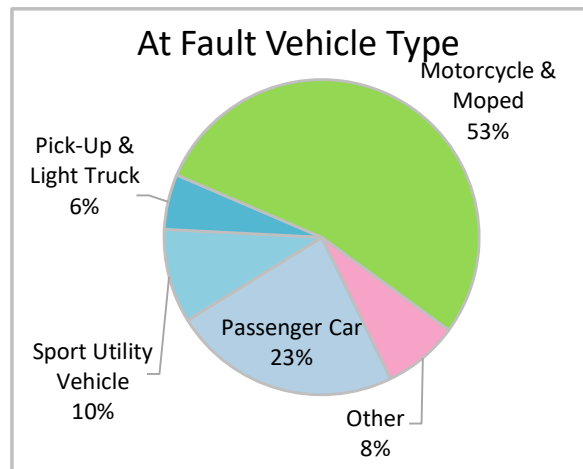
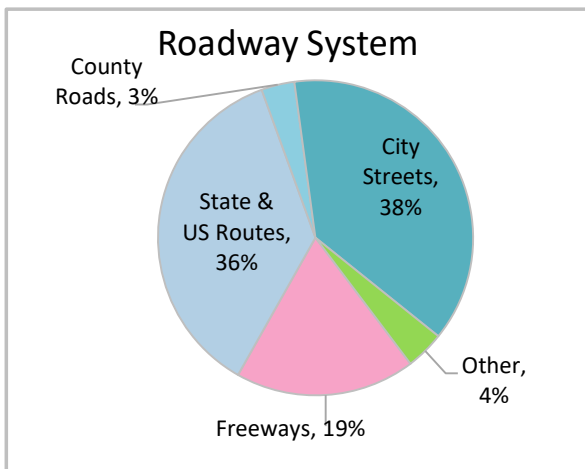
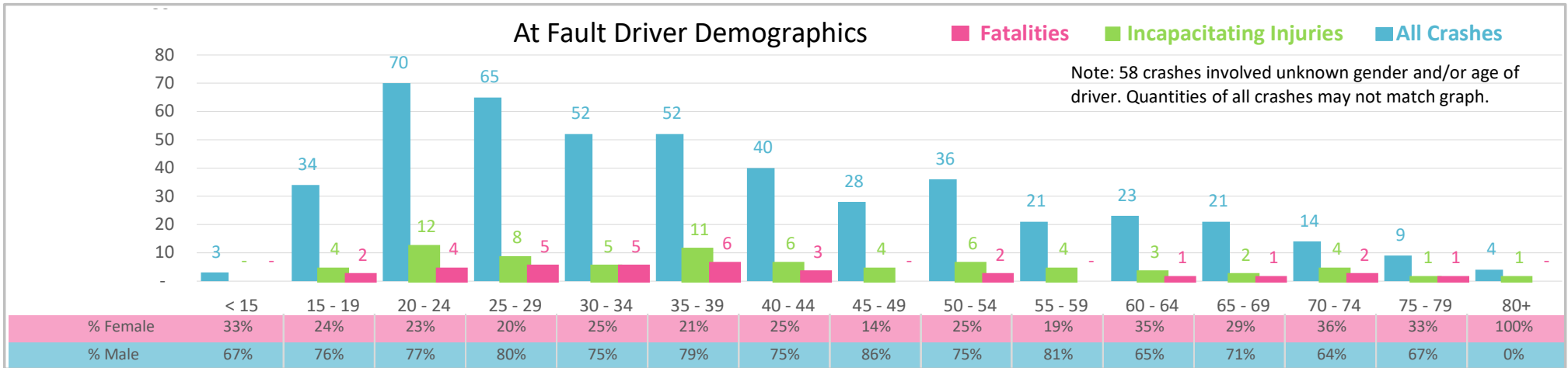




Injury Severity*	Fatal	Incapacitating	Non-Incapacitating	Possible	None/Property Damage Only	TOTAL
Crashes	30	70	199	126	105	530
People Injured	33	74	216	167	NA	490

*NOTE: Crash severity is determined from the highest injury type in the crash (i.e. if a crash had both a fatal and a serious it is determined to be a fatal crash).



- ### Key Motorcycle Crash Facts
- 2021 population of 999,935.
 - 52% of crashes involved drivers under 40; male drivers account for 76% of all crashes and 88% of fatalities.
 - Unrestrained occupant was noted as a factor in 4 crashes and resulted in 2 fatalities.
 - Intoxication was noted as a factor in 4% of crashes and resulted in 45% of fatalities.
 - 38% of crashes occurred along City Streets with most of the remainder occurring on State and US Routes.
 - Motorcycles and mopeds accounted for 53% of at fault motor vehicles involved in motorcycle crashes.
 - 38% of crashes occurred at night resulting in 64% of fatalities.

NOTE: Fatalities and Serious Injuries in bar graphs indicate persons not crashes. | SOURCES: 2022 CARS data (unofficial at time of report). | DATE GENERATED: 3/29/2023