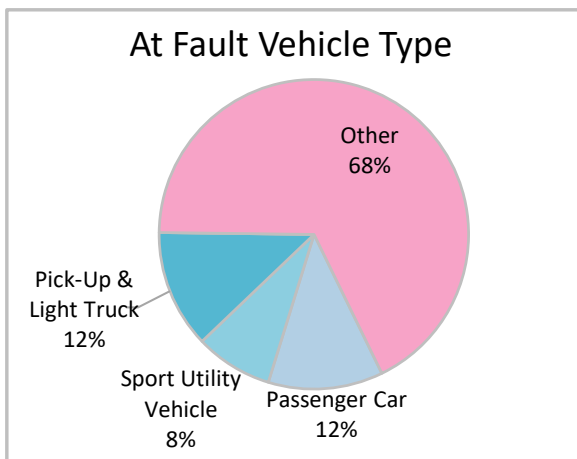
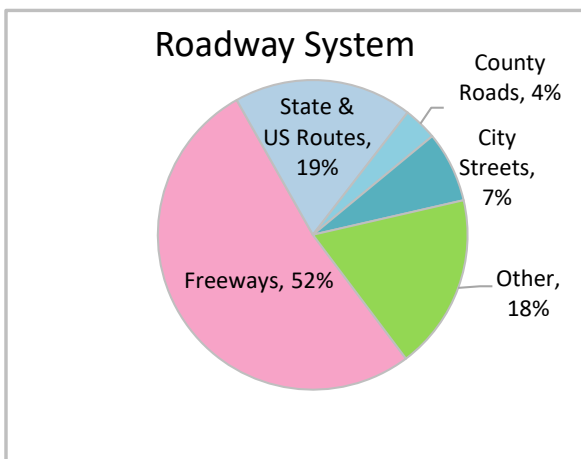
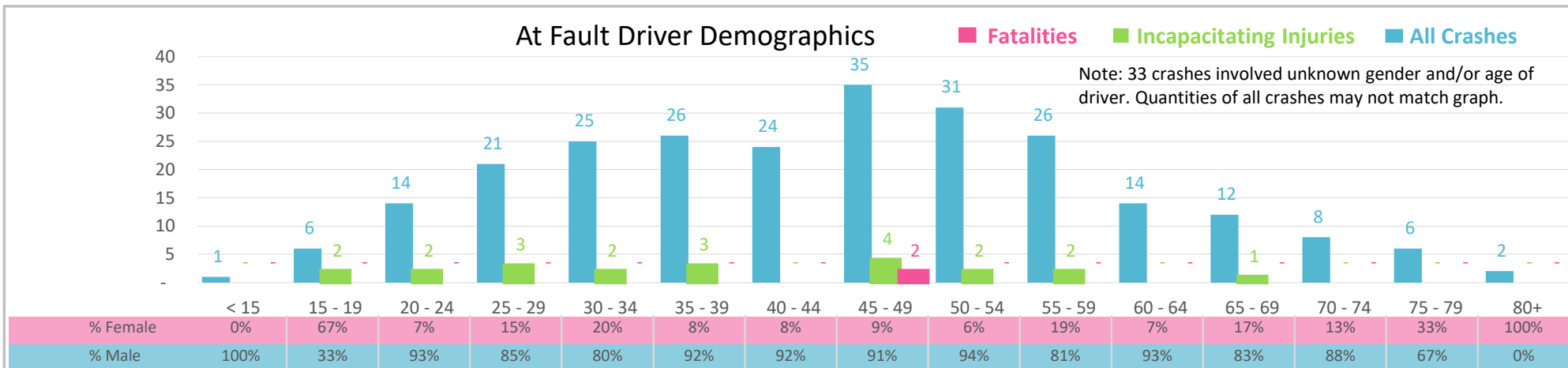


Columbia County | 2022 Commerical Motor Vehicle Crash Data | FDOT District 2 Community Traffic Safety Program



Injury Severity*	Fatal	Incapacitating	Non-Incapacitating	Possible	None/Property Damage Only	TOTAL
Crashes	2	19	20	28	215	284
People Injured	2	23	33	51	NA	109

*NOTE: Crash severity is determined from the highest injury type in the crash (i.e. if a crash had both a fatal and a serious it is determined to be a fatal crash).



- ### Key Commercial Motor Vehicle Crash Facts
- 2021 population of 70,385.
 - Driver age is distributed broadly across all age groups under 60; male drivers account for 86% of all crashes and 2 fatalities.
 - Unrestrained occupant was noted as a factor in 7% of crashes.
 - Intoxication was noted as a factor in 7 crashes and resulted in 1 fatality.
 - 52% of crashes occurred along Freeways with most of the remainder occurring on State and US Routes.
 - Other vehicle type accounted for 68% of motor vehicles involved in commercial vehicle crashes.
 - 33% of crashes occurred at night with 1 fatality.

NOTE: Fatalities and Serious Injuries in bar graphs indicate persons not crashes. | SOURCES: 2022 CARS data (unofficial at time of report). | DATE GENERATED: 4/3/2023