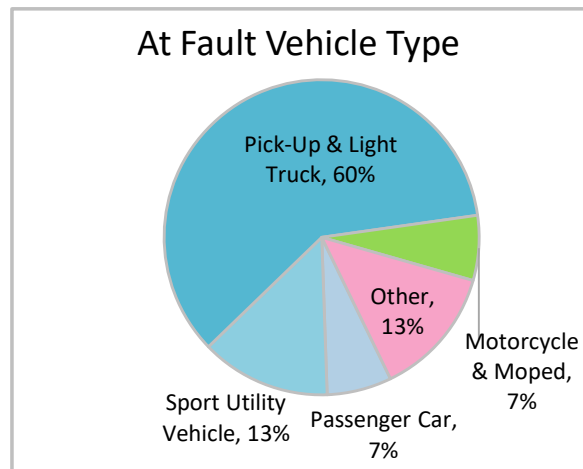
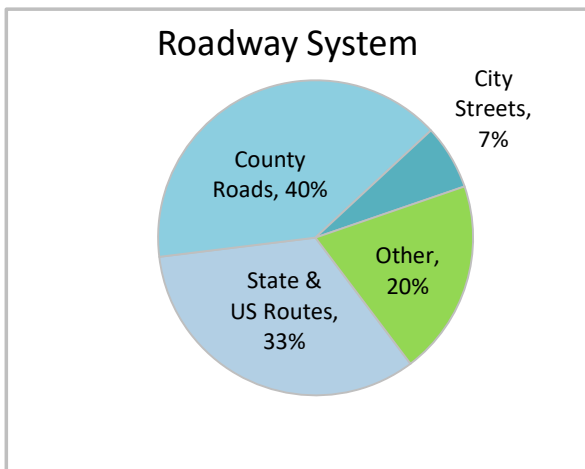
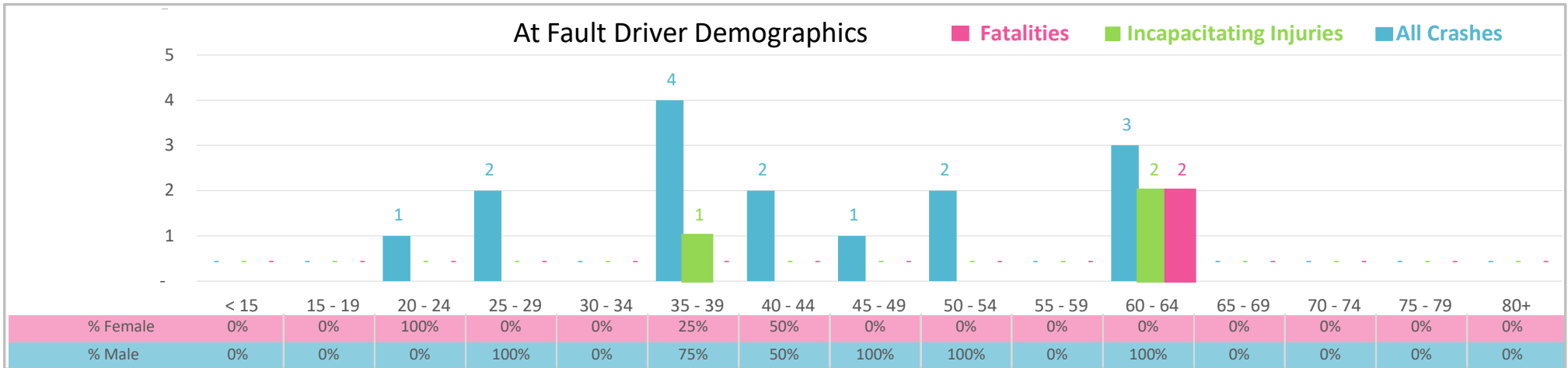




Injury Severity*	Fatal	Incapacitating	Non-Incapacitating	Possible	None/Property Damage Only	TOTAL
Crashes	2	1	1	2	9	15
People Injured	2	3	1	3	NA	9

*NOTE: Crash severity is determined from the highest injury type in the crash (i.e. if a crash had both a fatal and a serious it is determined to be a fatal crash).



- ### Key Impaired Crash Facts
- 2021 population of 28,540.
 - Driver age is distributed broadly across all age groups under 65; male drivers account for 80% of all crashes.
 - Unrestrained occupant was noted as a factor in 2 crashes with 1 fatality.
 - Intoxication was noted as a factor in 15 crashes with 2 fatalities.
 - 40% of crashes occurred along County Roads with most of the remainder occurring on State and US Routes.
 - Pick-ups and light trucks accounted for 60% of motor vehicles involved in distracted driving crashes.
 - 73% of crashes occurred at night resulting in 2 fatalities.

NOTE: Fatalities and Serious Injuries in bar graphs indicate persons not crashes. | SOURCES: 2022 CARS data (unofficial at time of report). | DATE GENERATED: 3/24/2023