

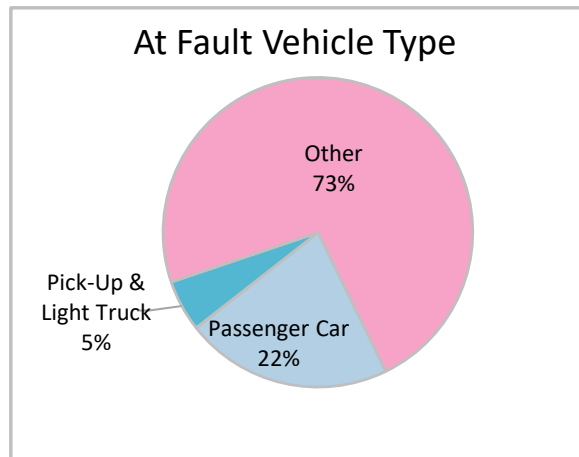
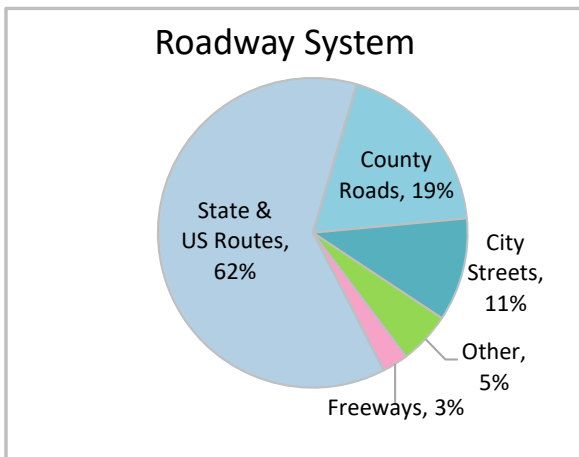
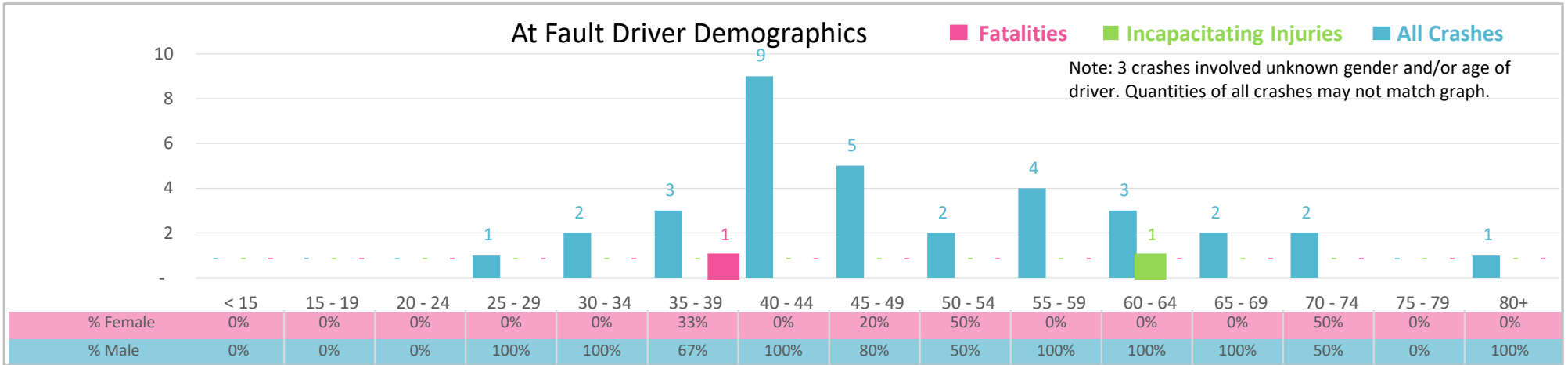
Bradford County | 2022 Commercial Motor Vehicle Crash Data

FDOT District 2 Community Traffic Safety Program



Injury Severity*	Fatal	Incapacitating	Non-Incapacitating	Possible	None/Property Damage Only	TOTAL
Crashes	1	1	3	5	27	37
People Injured	1	1	7	7	NA	16

*NOTE: Crash severity is determined from the highest injury type in the crash (i.e. if a crash had both a fatal and a serious it is determined to be a fatal crash).



- ### Key Commercial Motor Vehicle Crash Facts
- 2021 population of 28,540.
 - Driver age is distributed broadly across all age groups under 75; male drivers account for 88% of all crashes.
 - Unrestrained occupant was not noted as a factor in any of crashes.
 - Intoxication was not noted as a factor in any of crashes.
 - 62% of crashes occurred along State and US Routes with most of the remainder occurring on County Roads.
 - Other vehicle type accounted for 73% of motor vehicles involved in commercial vehicle crashes.
 - 22% of crashes occurred at night.

NOTE: Fatalities and Serious Injuries in bar graphs indicate persons not crashes. | SOURCES: 2022 CARS data (unofficial at time of report). | DATE GENERATED: 4/3/2023