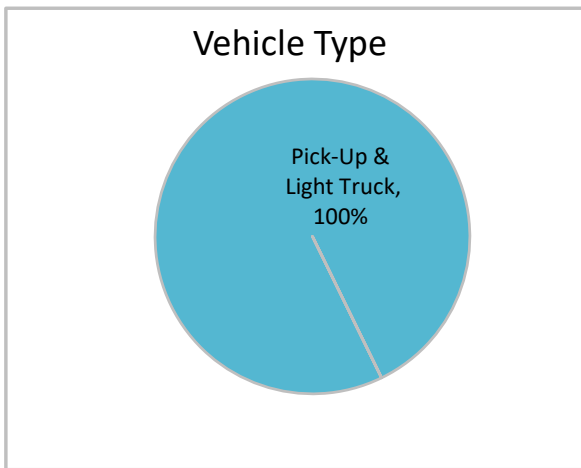
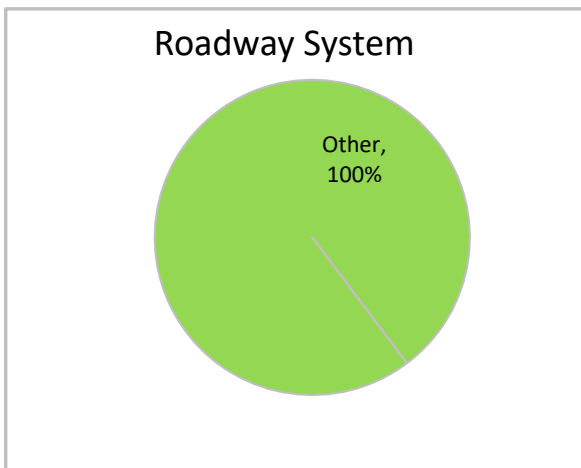
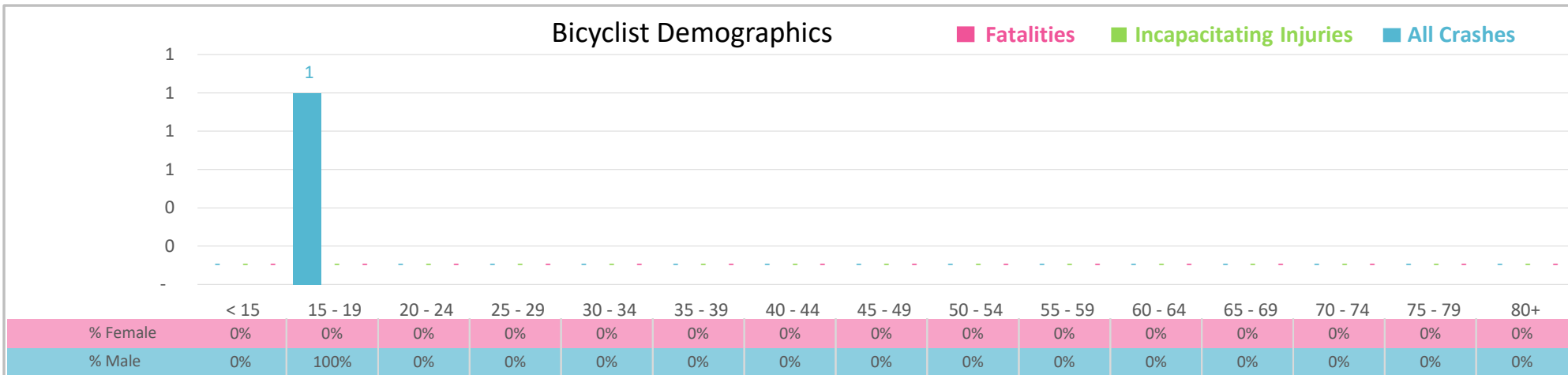




| Injury Severity* | Fatal | Incapacitating | Non-Incapacitating | Possible | None/Property Damage Only | TOTAL |
|-----------------------|-------|----------------|--------------------|----------|---------------------------|----------|
| Crashes | 0 | 0 | 0 | 0 | 1 | 1 |
| People Injured | 0 | 0 | 0 | 0 | NA | 0 |

*NOTE: Crash severity is determined from the highest injury type in the crash (i.e. if a crash had both a fatal and a serious it is determined to be a fatal crash).



Key Bicycle Crash Facts

- 2021 population of 28,715.
- No crash patterns are apparent due to low sample size.