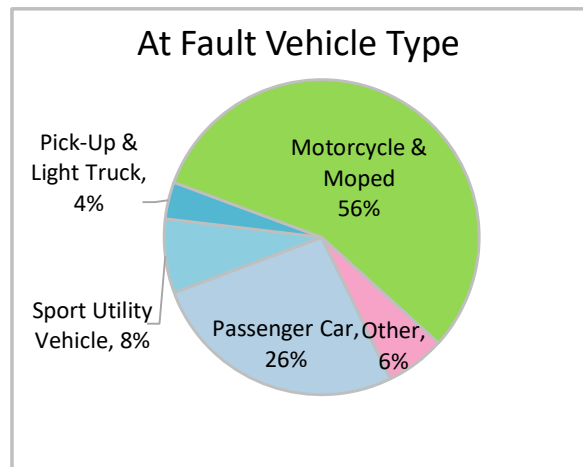
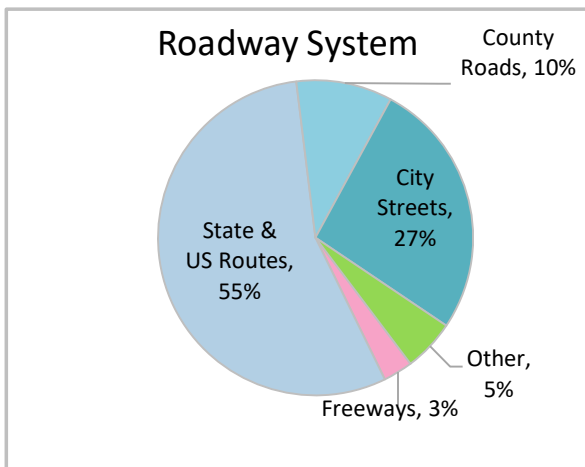
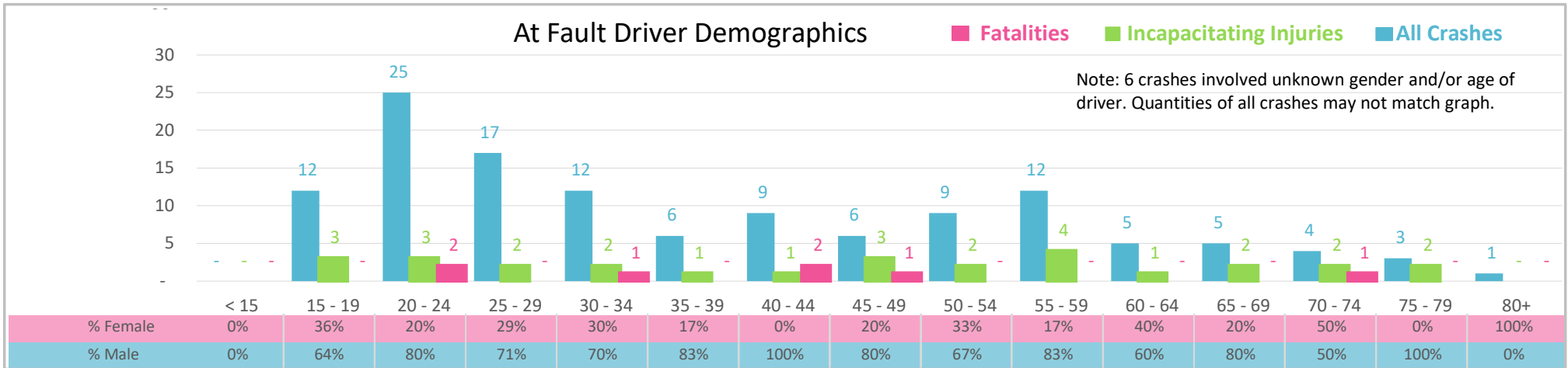




Injury Severity*	Fatal	Incapacitating	Non-Incapacitating	Possible	None/Property Damage Only	TOTAL
Crashes	6	27	45	26	28	132
People Injured	7	28	52	38	NA	125

*NOTE: Crash severity is determined from the highest injury type in the crash (i.e. if a crash had both a fatal and a serious it is determined to be a fatal crash).



- ### Key Motorcycle Crash Facts
- 2021 population of 279,238.
 - 55% of crashes involved drivers under 40; male drivers account for 75% of all crashes and 4 fatalities.
 - Unrestrained occupant was not noted as a factor in crashes.
 - Intoxication was noted as a factor in 2 crashes and resulted in 2 fatalities.
 - 55% of crashes occurred along State and US Routes with most of the remainder occurring on City Streets.
 - Motorcycles and mopeds accounted for 56% of at fault motor vehicles involved in motorcycle crashes.
 - 30% of crashes occurred at night resulting in 2 fatalities.

NOTE: Fatalities and Serious Injuries in bar graphs indicate persons not crashes. | SOURCES: 2022 CARS data (unofficial at time of report). | DATE GENERATED: 3/29/2023