

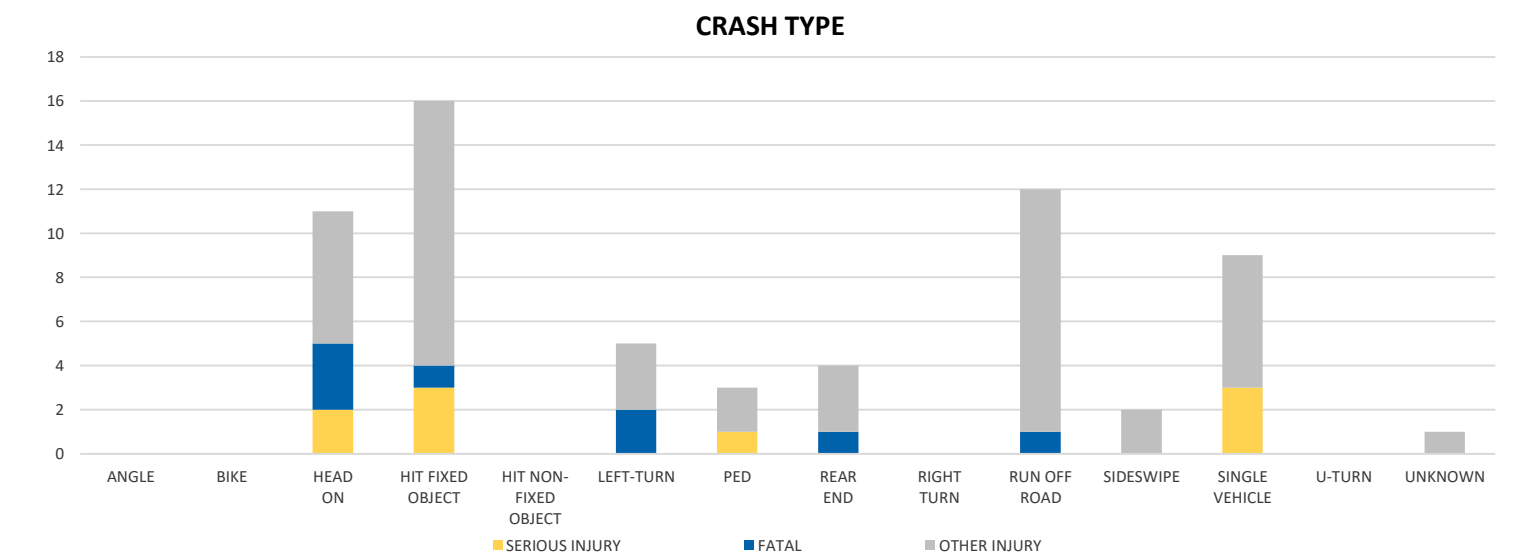
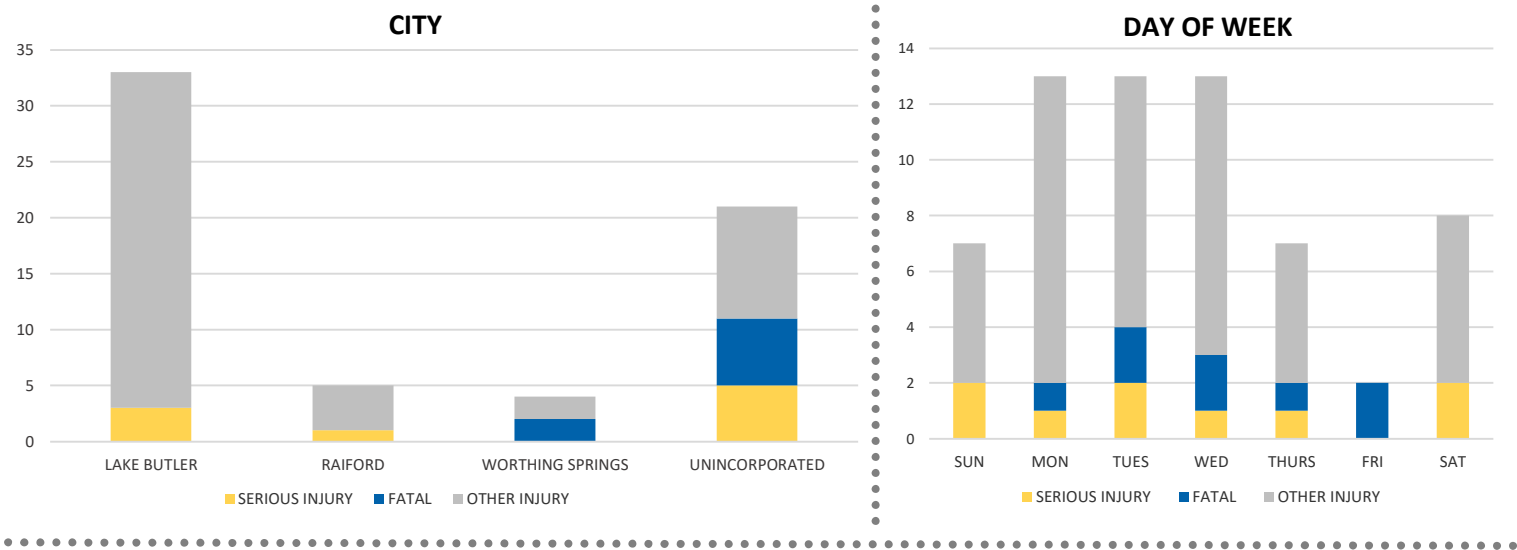
District 2 Community Traffic Safety Program

UNION COUNTY 2021 Lane Departure Crash Data Summary



Severity	Union County					District 2	
	Fatal	Incapacitating Injury	Non-Incapacitating Injury	Possible Injury	No Injury/Property Damage Only*	Total	
Crashes	6	7	9	24	53	99	26,257
People Injured	8	9	10	36	N/A	63	8,271

Note: Crash severity is determined from the highest injury type in the crash (i.e. if a crash had both a fatal and a serious it is determined to be a fatal crash).



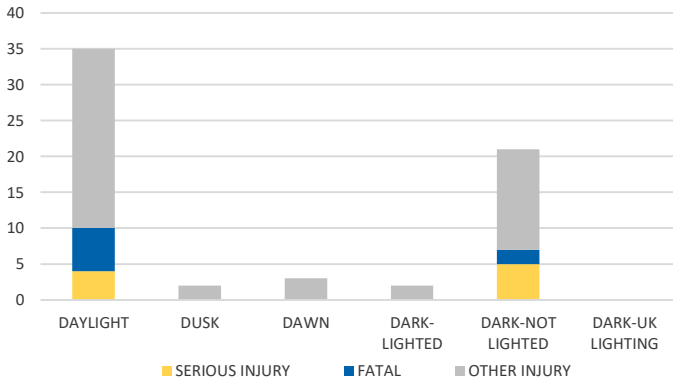
NOTE: Fatal/Serious/Other Injury in bar graphs indicates persons not crashes.
SOURCE: 2021 CARS data (unofficial at time of report)

District 2 Community Traffic Safety Program

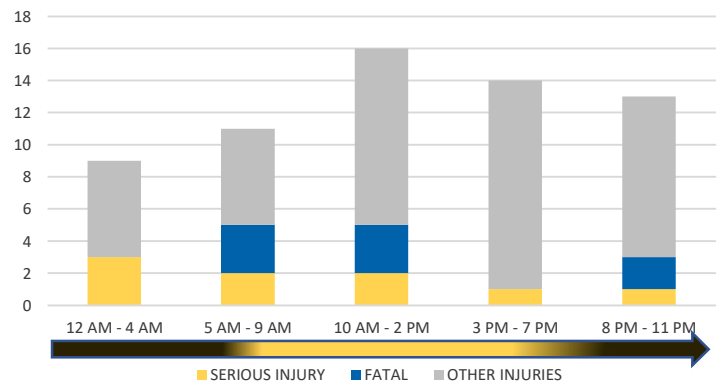
UNION COUNTY 2021 Lane Departure Crash Data Summary



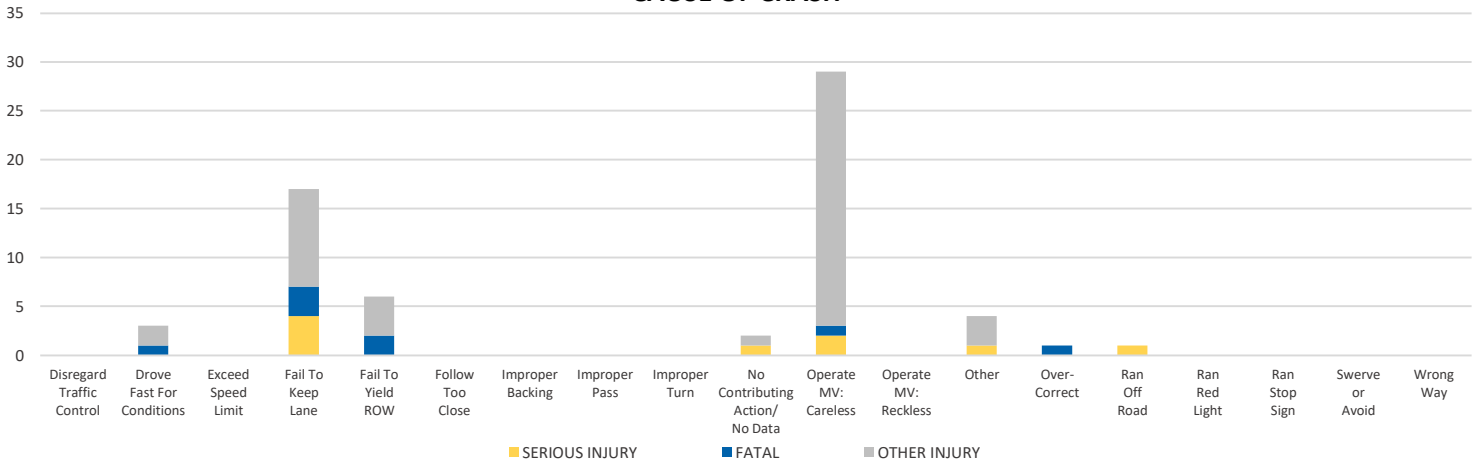
LIGHTING



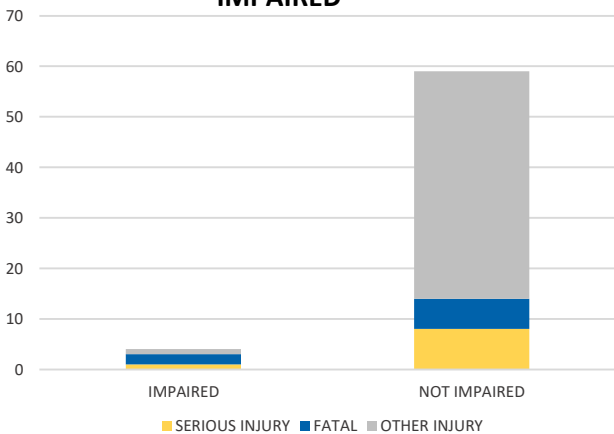
TIME OF DAY



CAUSE OF CRASH



IMPAIRED



ROAD CLASSIFICATION	2-LANE	MULTILANE	OTHER	TOTAL
INTERSTATE/EXPRESSWAY	N/A	0	N/A	0
URBAN	5	0	N/A	5
SUBURBAN	3	0	N/A	3
RURAL	19	1	N/A	20
PARKING LOT	N/A	N/A	6	6
UNDOCUMENTED	N/A	N/A	65	65
ON- & OFF-RAMP	N/A	N/A	0	0
TOTAL	27	1	71	99

NOTE: Fatal/Serious/Other Injury in bar graphs indicates persons not crashes.
SOURCE: 2021 CARS data (unofficial at time of report)