

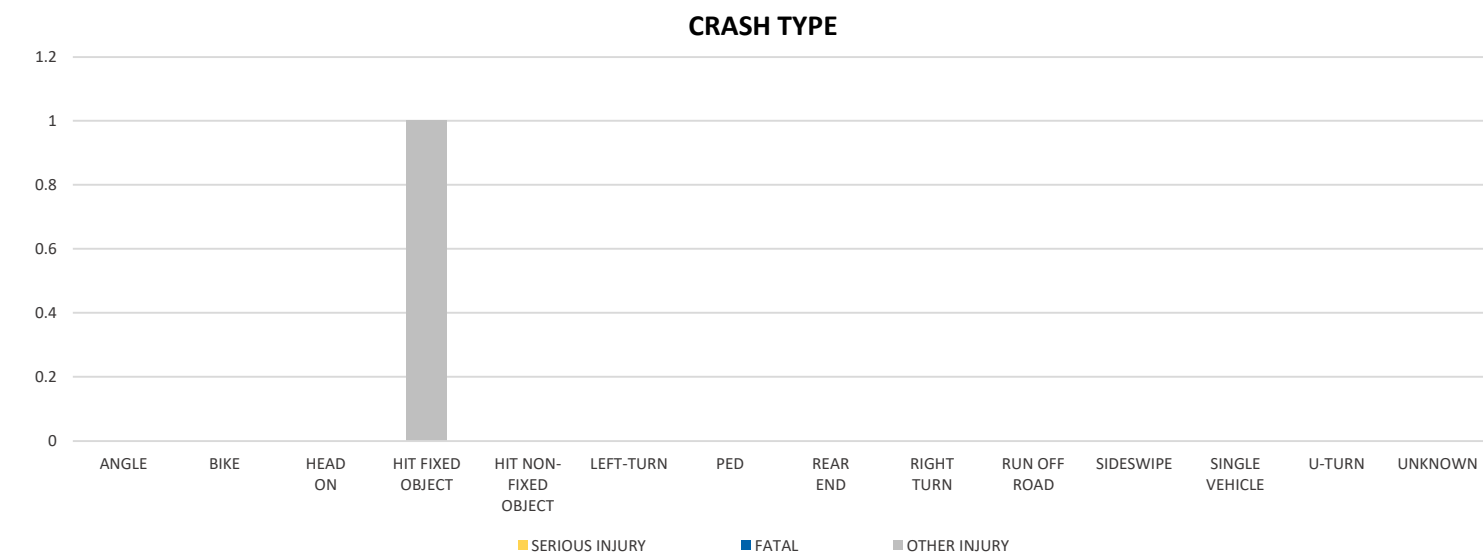
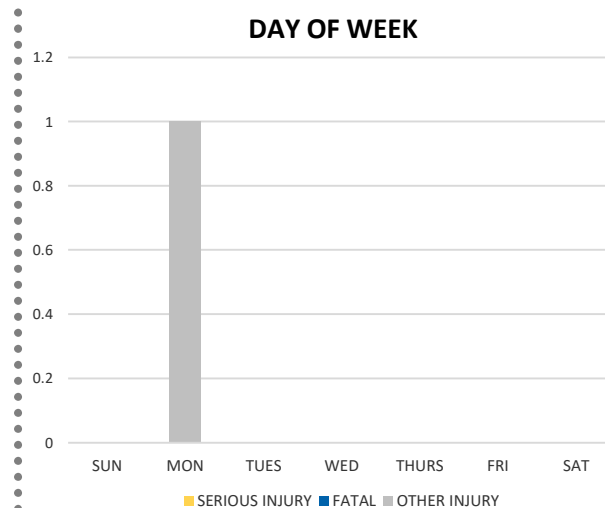
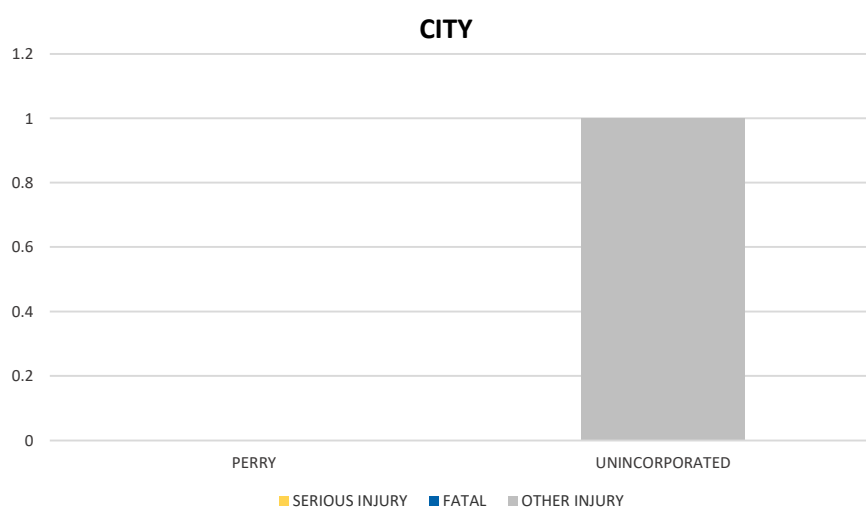
District 2 Community Traffic Safety Program

# TAYLOR COUNTY 2021 Work Zone Crash Data Summary



Severity	TAYLOR COUNTY					DISTRICT 2	
	Fatal	Incapacitating Injury	Non-Incapacitating Injury	Possible Injury	No Injury/Property Damage Only*	Total	
Crashes	0	0	1	0	3	4	1,219
People Injured	0	0	1	0	N/A	1	525

Note: Crash severity is determined from the highest injury type in the crash (i.e. if a crash had both a fatal and a serious it is determined to be a fatal crash).



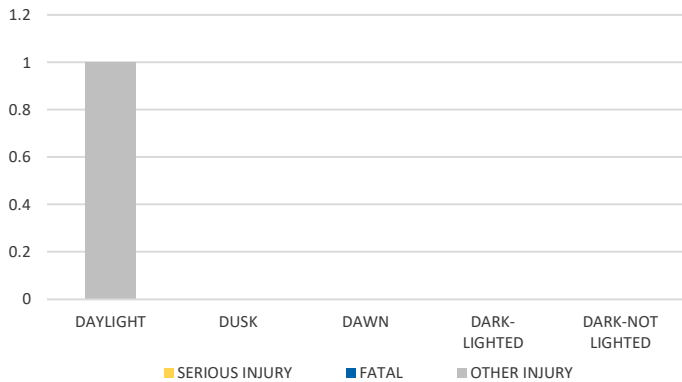
NOTE: Fatal/Serious/Other Injury in bar graphs indicates persons not crashes.  
SOURCE: 2021 CARS data (unofficial at time of report)

District 2 Community Traffic Safety Program

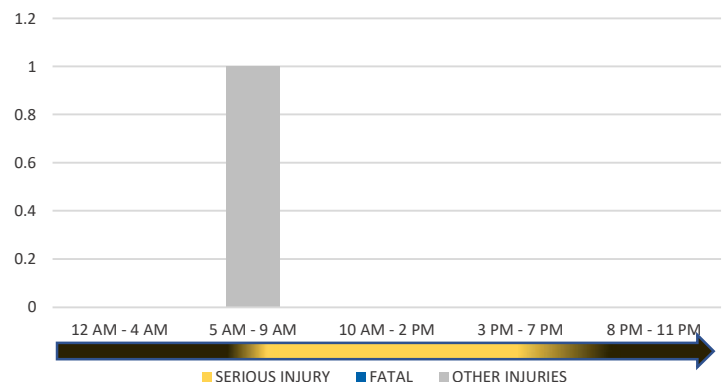
# TAYLOR COUNTY 2021 Work Zone Crash Data Summary



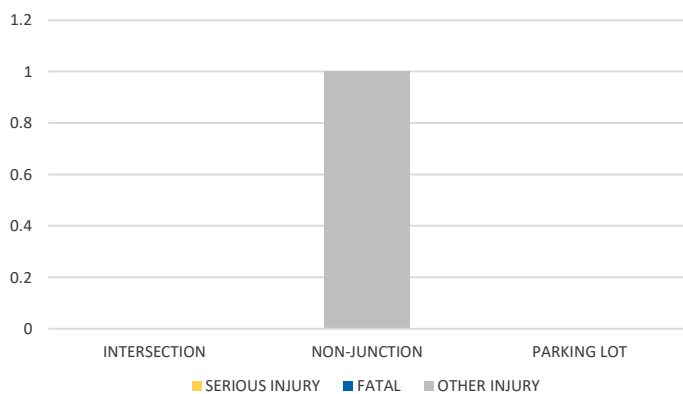
**LIGHTING**



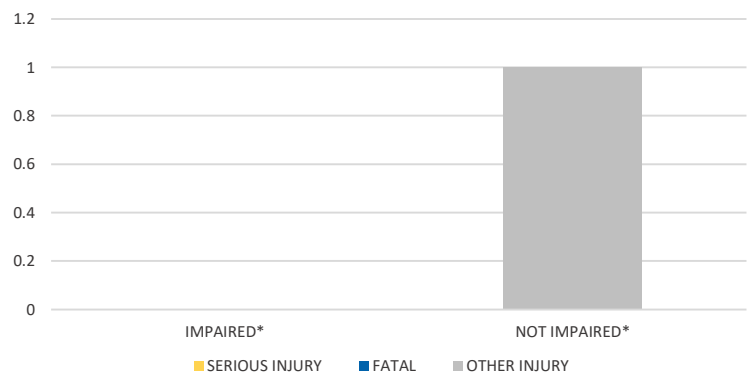
**TIME OF DAY**



**LOCATION ON ROADWAY**



**IMPAIRED**



\*Involving alcohol and/or drugs by either driver.

COMMERCIAL MOTOR VEHICLE (CMV) CRASHES VS TOTAL CRASHES			
Severity	CMV	All	% CMV
Fatal	0	0	0%
Incapacitating Injury	0	0	0%
Non-Incapacitating Injury	0	1	0%
Possible Injury	0	0	0%
No Injury/Property Damage Only	0	3	0%
<b>Total</b>	<b>0</b>	<b>4</b>	<b>0%</b>

NOTE: Fatal/Serious/Other Injury in bar graphs indicates persons not crashes.  
SOURCE: 2021 CARS data (unofficial at time of report)