

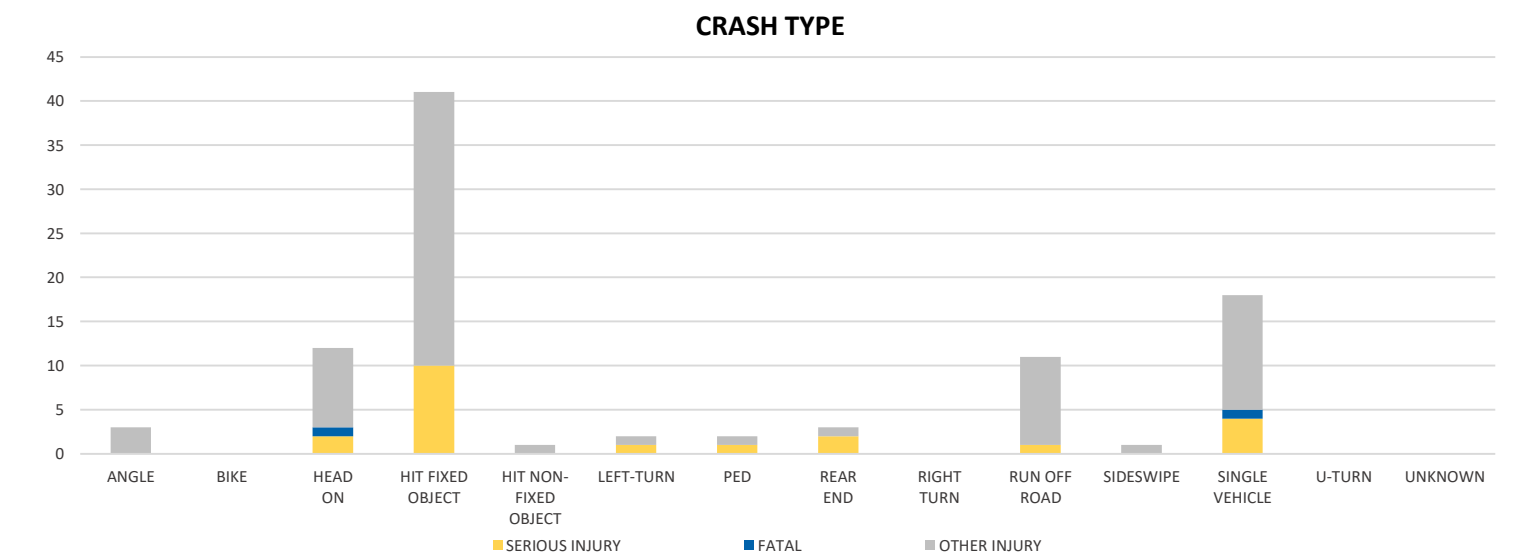
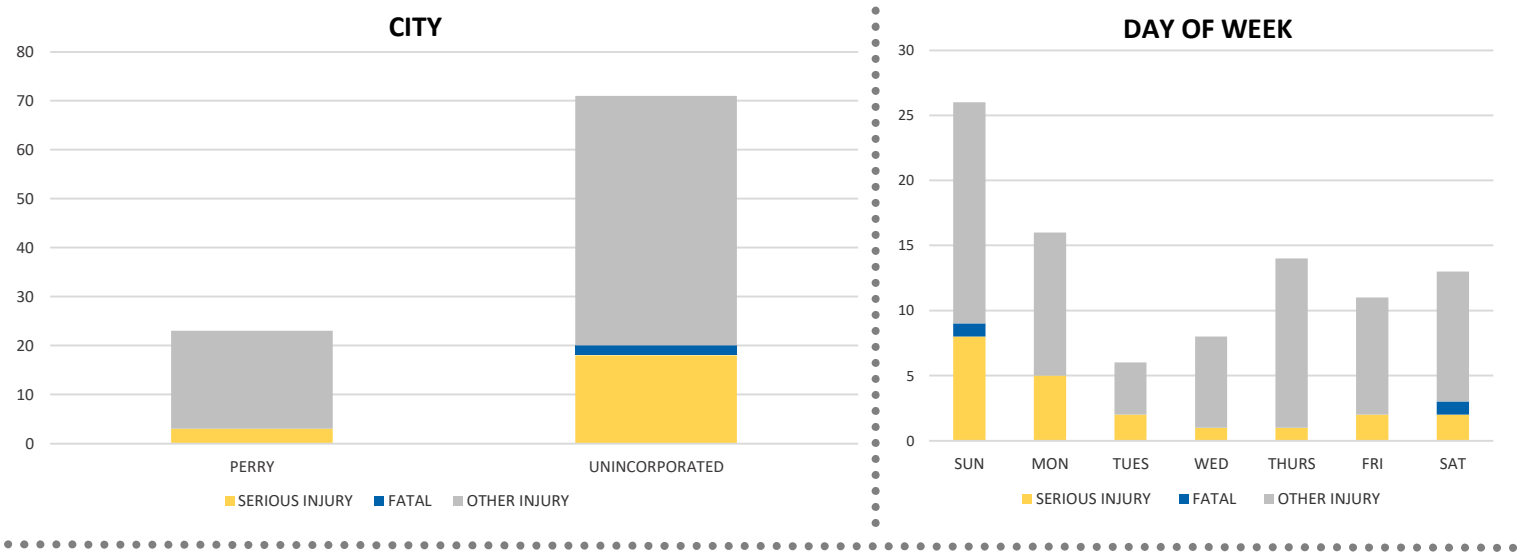
District 2 Community Traffic Safety Program

TAYLOR COUNTY 2021 Lane Departure Crash Data Summary



Severity	Taylor County					District 2	
	Fatal	Incapacitating Injury	Non-Incapacitating Injury	Possible Injury	No Injury/Property Damage Only*	Total	
Crashes	2	19	29	23	158	231	26,257
People Injured	2	21	41	30	N/A	94	8,271

Note: Crash severity is determined from the highest injury type in the crash (i.e. if a crash had both a fatal and a serious it is determined to be a fatal crash).



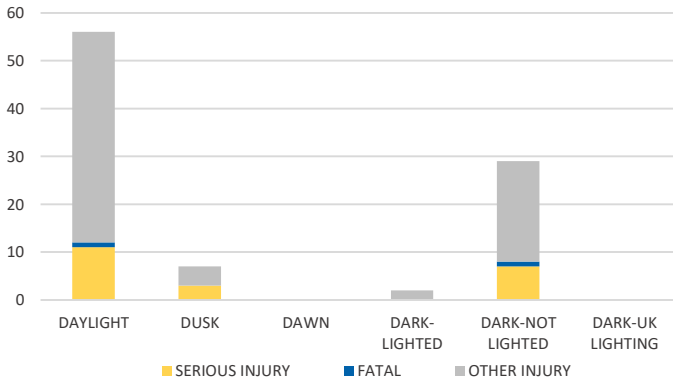
NOTE: Fatal/Serious/Other Injury in bar graphs indicates persons not crashes.
SOURCE: 2021 CARS data (unofficial at time of report)

District 2 Community Traffic Safety Program

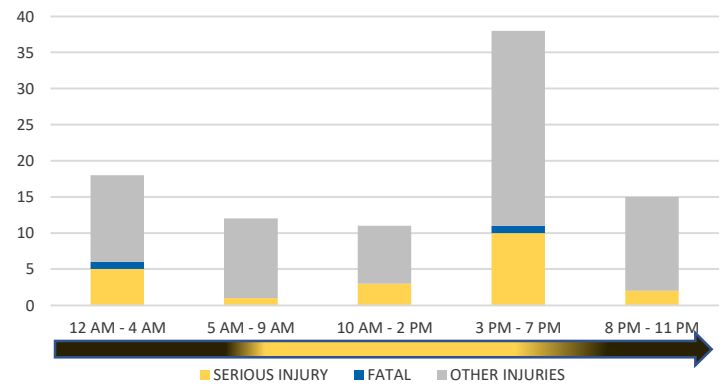
TAYLOR COUNTY 2021 Lane Departure Crash Data Summary



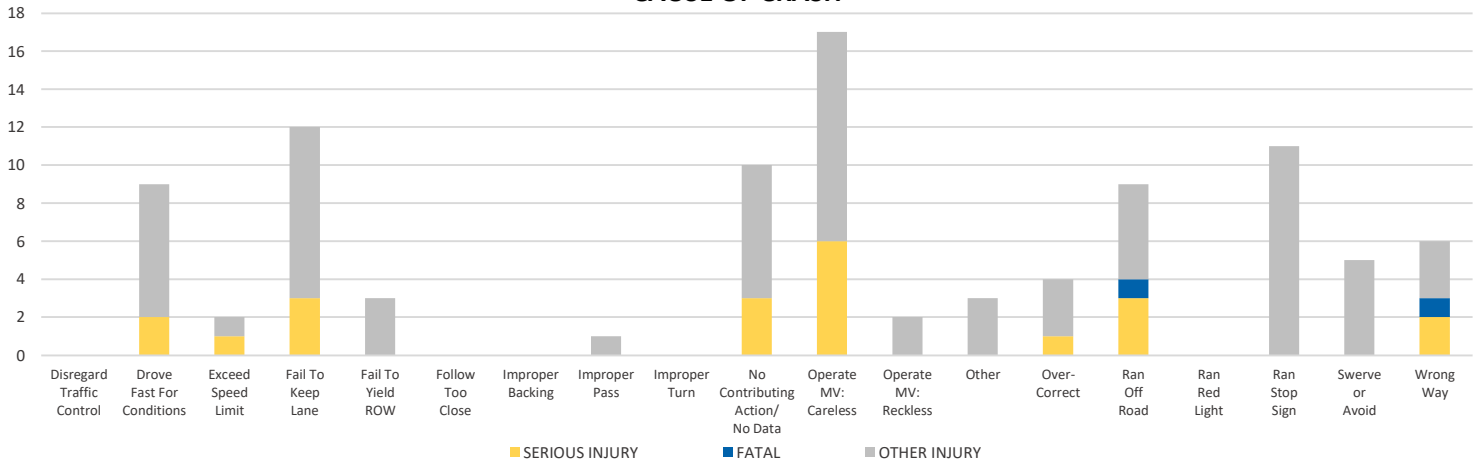
LIGHTING



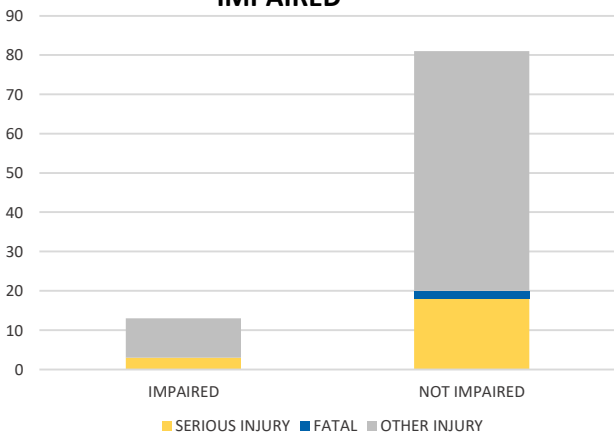
TIME OF DAY



CAUSE OF CRASH



IMPAIRED



ROAD CLASSIFICATION	2-LANE	MULTILANE	OTHER	TOTAL
INTERSTATE/EXPRESSWAY	N/A	2	N/A	2
URBAN	1	8	N/A	9
SUBURBAN	2	0	N/A	2
RURAL	7	8	N/A	15
PARKING LOT	N/A	N/A	48	48
UNDOCUMENTED	N/A	N/A	155	155
ON- & OFF-RAMP	N/A	N/A	0	0
TOTAL	10	18	203	231

NOTE: Fatal/Serious/Other Injury in bar graphs indicates persons not crashes.
SOURCE: 2021 CARS data (unofficial at time of report)