

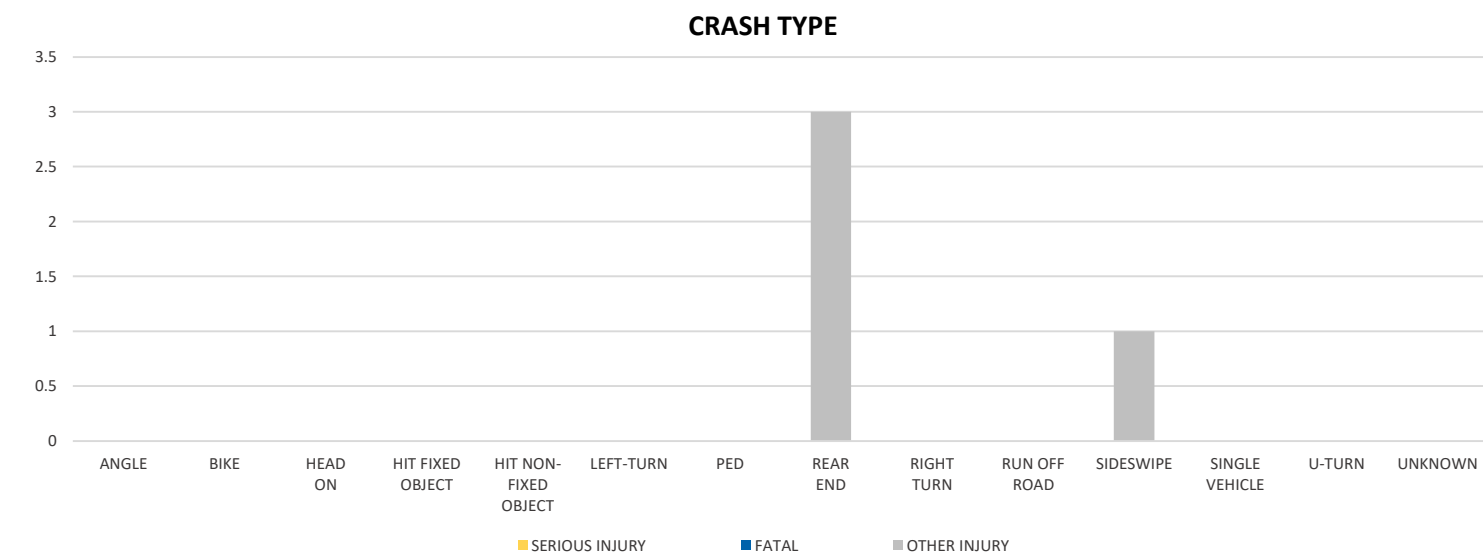
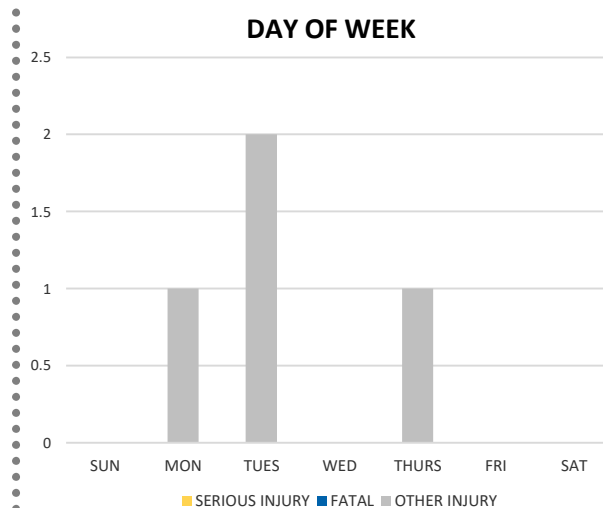
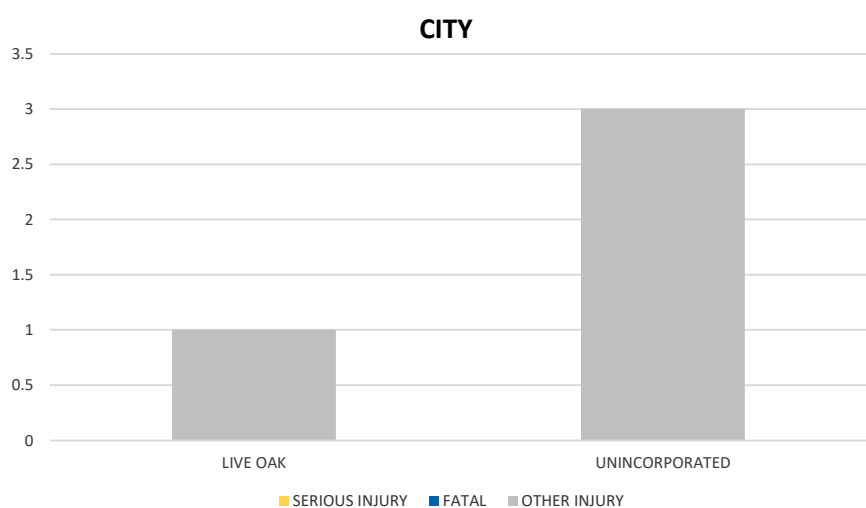
District 2 Community Traffic Safety Program

# SUWANNEE COUNTY 2021 Work Zone Crash Data Summary



SUWANNEE COUNTY							DISTRICT 2	
Severity	Fatal	Incapacitating Injury	Non-Incapacitating Injury	Possible Injury	No Injury/Property Damage Only*	Total		
Crashes	0	0	2	2	2	6	1,219	
People Injured	0	0	2	2	N/A	4	525	

Note: Crash severity is determined from the highest injury type in the crash (i.e. if a crash had both a fatal and a serious it is determined to be a fatal crash).



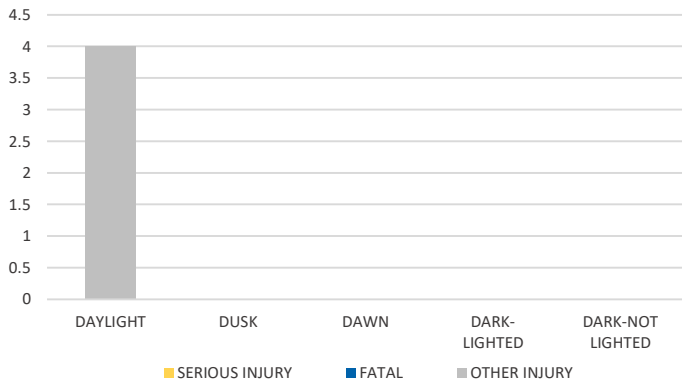
NOTE: Fatal/Serious/Other Injury in bar graphs indicates persons not crashes.  
SOURCE: 2021 CARS data (unofficial at time of report)

District 2 Community Traffic Safety Program

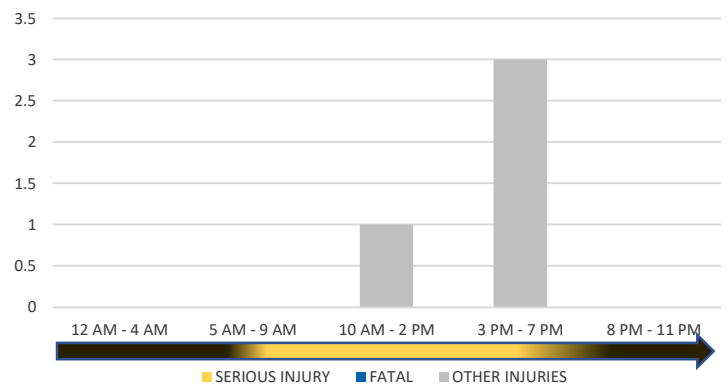
# SUWANNEE COUNTY 2021 Work Zone Crash Data Summary



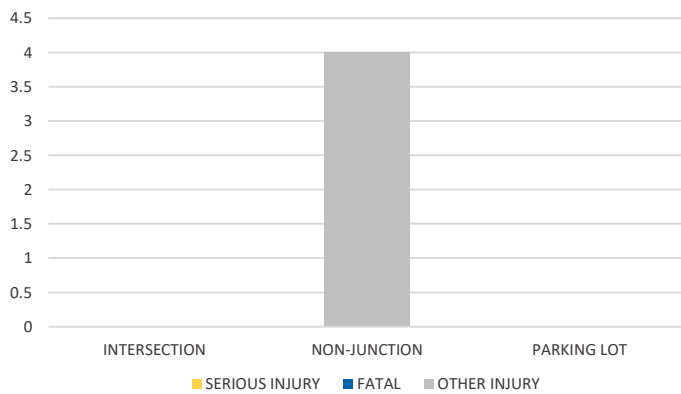
**LIGHTING**



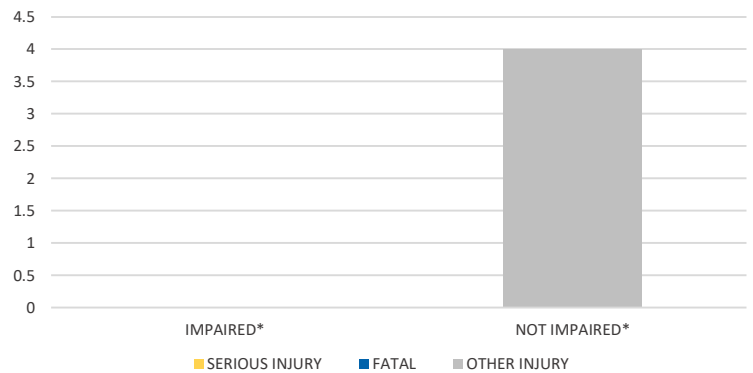
**TIME OF DAY**



**LOCATION ON ROADWAY**



**IMPAIRED**



\*Involving alcohol and/or drugs by either driver.

**COMMERCIAL MOTOR VEHICLE (CMV) CRASHES  
VS TOTAL CRASHES**

Severity	CMV	All	% CMV
Fatal	0	0	0%
Incapacitating Injury	0	0	0%
Non-Incapacitating Injury	0	2	0%
Possible Injury	0	2	0%
No Injury/Property Damage Only	0	2	0%
<b>Total</b>	<b>0</b>	<b>6</b>	<b>0%</b>

NOTE: Fatal/Serious/Other Injury in bar graphs indicates persons not crashes.  
SOURCE: 2021 CARS data (unofficial at time of report)