

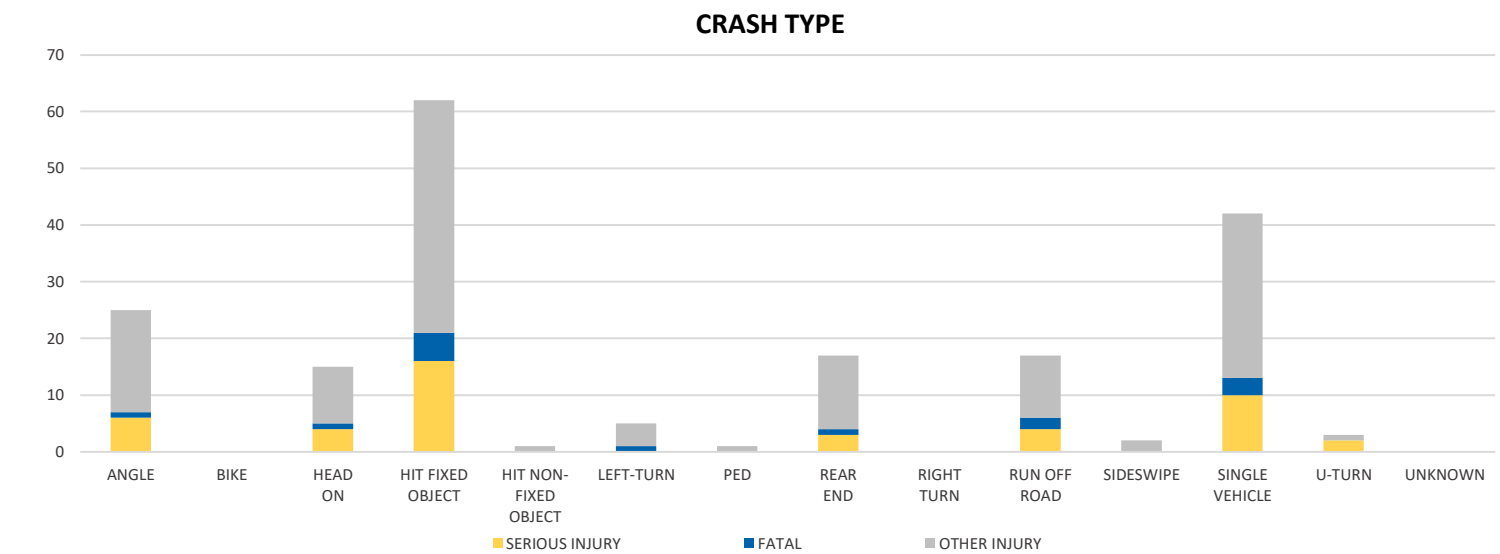
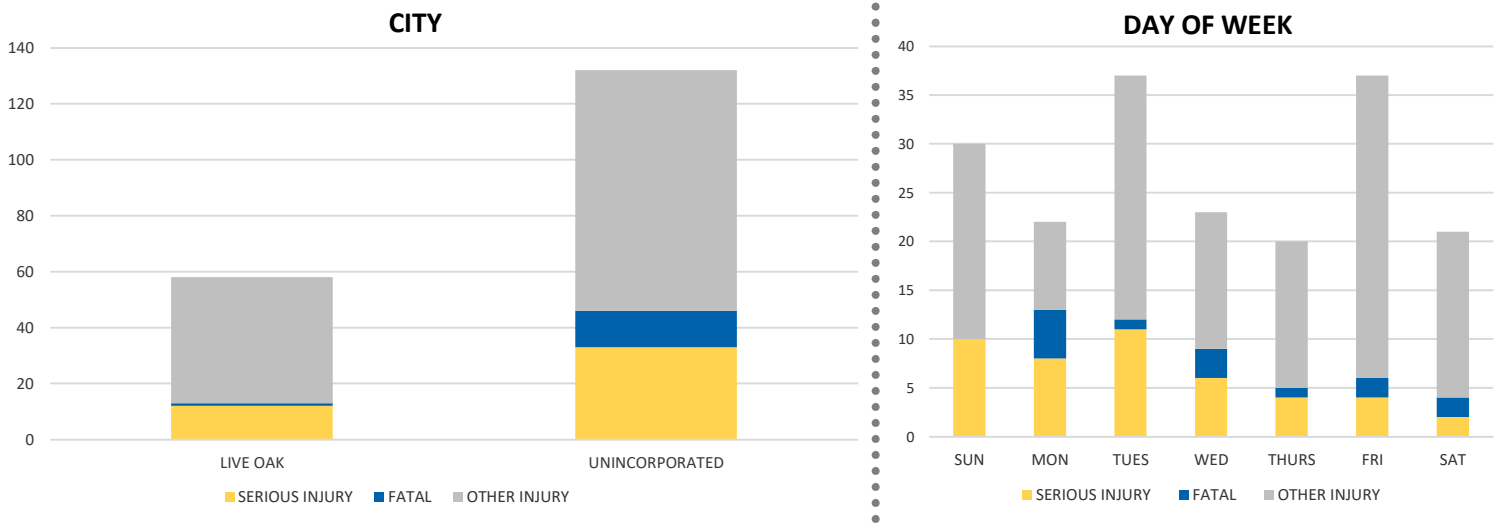
District 2 Community Traffic Safety Program

SUWANNEE COUNTY 2021 Lane Departure Crash Data Summary



Severity	Suwannee County					District 2	
	Fatal	Incapacitating Injury	Non-Incapacitating Injury	Possible Injury	No Injury/Property Damage Only*	Total	
Crashes	14	33	48	41	276	412	26,257
People Injured	14	45	71	60	N/A	190	8,271

Note: Crash severity is determined from the highest injury type in the crash (i.e. if a crash had both a fatal and a serious it is determined to be a fatal crash).



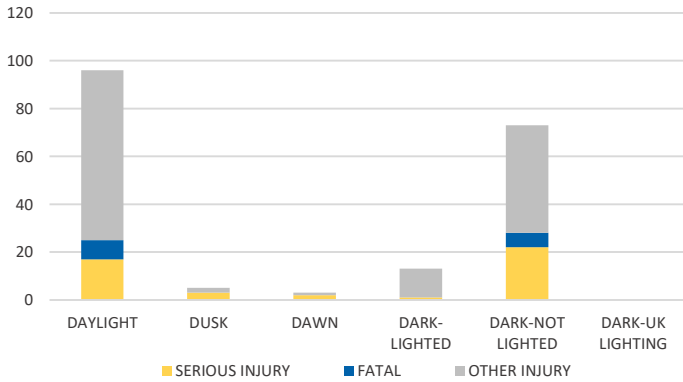
NOTE:Fatal/Serious/Other Injury in bar graphs indicates persons not crashes.
SOURCE: 2021 CARS data (unofficial at time of report)

District 2 Community Traffic Safety Program

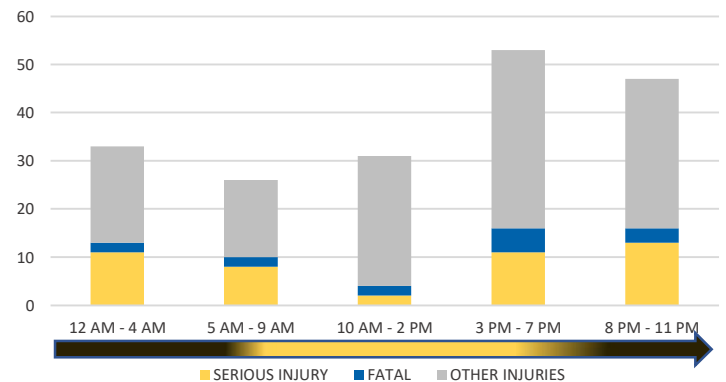
SUWANNEE COUNTY 2021 Lane Departure Crash Data Summary



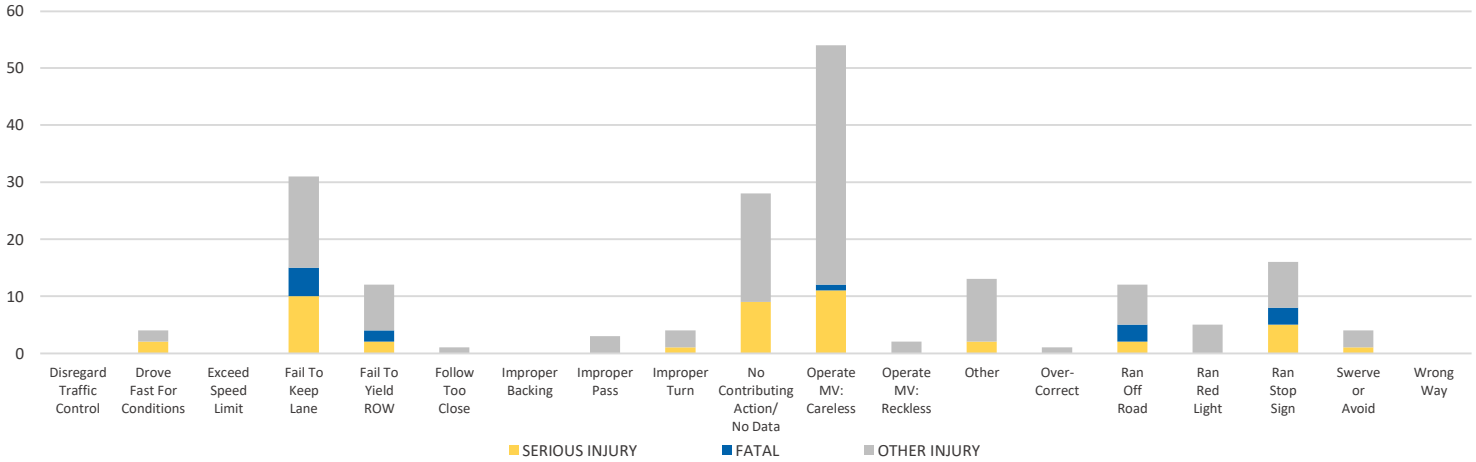
LIGHTING



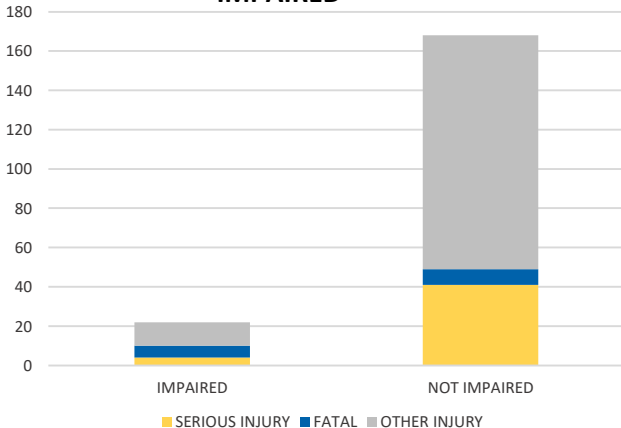
TIME OF DAY



CAUSE OF CRASH



IMPAIRED



ROAD CLASSIFICATION	2-LANE	MULTILANE	OTHER	TOTAL
INTERSTATE/EXPRESSWAY	N/A	86	N/A	86
URBAN	9	6	N/A	15
SUBURBAN	4	0	N/A	4
RURAL	42	1	N/A	43
PARKING LOT	N/A	N/A	70	70
UNDOCUMENTED	N/A	N/A	194	194
ON- & OFF-RAMP	N/A	N/A	0	0
TOTAL	55	93	264	412

NOTE: Fatal/Serious/Other Injury in bar graphs indicates persons not crashes.
SOURCE: 2021 CARS data (unofficial at time of report)